



A LIST OF
Spare & Replacement Parts
FOR THE

ROYAL ENFIELD

MOTOR CYCLE
1946

MODEL CO
350 c.c. O.H.V.

Price 1/-

THE
ENFIELD CYCLE CO. LTD.

Head Office and Works:
REDDITCH.

A LIST OF
Spare & Replacement Parts
FOR THE

ROYAL ENFIELD

MOTOR CYCLE
1946

MODEL **CO**

350 c.c. O.H.V.

PRICE 1/-

THE ENFIELD CYCLE CO. LTD.

Head Office and Works:

REDDITCH.

Telegrams:
"Cycles, Phone, Redditch."

Telephone:
Redditch 121 (8 lines).

INDEX

| | Page |
|-----------------------------|--------|
| Battery | 51 |
| „ Carrier | 36 |
| Brake Pedal | 34 |
| Carburettor | 49 |
| Carrier | 40, 42 |
| Chains & Covers | 44 |
| Clutch | 20 |
| Engine | 4-12 |
| „ Attachment Studs | 38 |
| Exhaust Pipe | 34 |
| Footrests | 34 |
| Frame | 36 |
| Front Fork | 26 |
| Gearbox | 14-18 |
| Handlebar | 22 |
| „ Controls | 22 |
| „ Control Cables | 24 |
| Lamps | 51 |
| Magdyno | 50 |
| Mudguard, Front | 28 |
| „ Rear | 40, 42 |
| Panniers | 42 |
| Petrol Tank | 28 |
| Pillion Footrests | 44 |
| Saddle | 46 |
| Silencer | 34 |
| Speedometer | 48 |
| Stand, Front | 28 |
| „ Prop | 40, 44 |
| „ Rear | 38 |
| Toolbox | 46 |
| Wheel & Brake, Front | 30 |
| „ „ Rear | 32 |

All prices of Spare and Replacement Parts are subject to revision or modification, at our discretion, without notice.

Our terms are STRICTLY NET CASH WITH ORDER, or cash on receipt of PRO-FORMA INVOICE. Repairs and sundries items cannot be booked. Prices do not include cost of carriage or postage which will be covered by a surcharge of 5% (subject to a minimum of 6d.) on the nett invoice value. C.O.D. fees and the cost of packing cases or crates are additional to the fixed surcharge.

Any part or complete motor cycle sent for repair should be consigned CARRIAGE PAID and the sender's name and address should be given in full on the address tally. Parts sent to us carriage forward are liable to be refused, and to lie with the carriers at sender's risk and expense.

Full instructions regarding the necessary repairs to be done, with advice as to the mode of despatch of the machine (or part), should be posted the same day.

When forwarding motor cycles for repair it is advisable to remove all accessories and easily detached fittings, such as badges, mascots, tools, tyre inflator, etc. Besides facilitating the work of repair, it will also prevent any loss during transit.

Order all parts by the name of the article and the NUMBER PRECEDING IT, also state the number of the engine or machine for which they are intended. The engine number will be found stamped on the driving side of the crank case below the cylinder barrel and the machine number at the top of the front down tube.

GUARANTEE.

We respectfully refer customers to the terms of our guarantee, which appears on page 56 of this list.

When forwarding a complete Motor Cycle, Engine, Carburettor or Magneto with the request that we overhaul the same, we understand by the term "Overhaul" that it is to be entirely dismantled, thoroughly renovated, any worn parts renewed, and put in perfect working order. In case a customer desires only certain parts attended to, full instructions should be given us to that effect, otherwise the cost may be in excess of that anticipated.

ESTIMATES AND QUOTATIONS.

When customers send complete Motor Cycles or parts thereof to us for repairs, we are always prepared to furnish estimates before proceeding with the necessary work. At the same time, it must be distinctly understood that we can only give approximate quotations. Frequently, when the actual work is in progress, it is found necessary to replace parts other than those specified in the estimate, as we make a practice of including in such estimates only those items and parts which at the time we consider really essential to put the machine (or parts) in a thoroughly satisfactory condition.

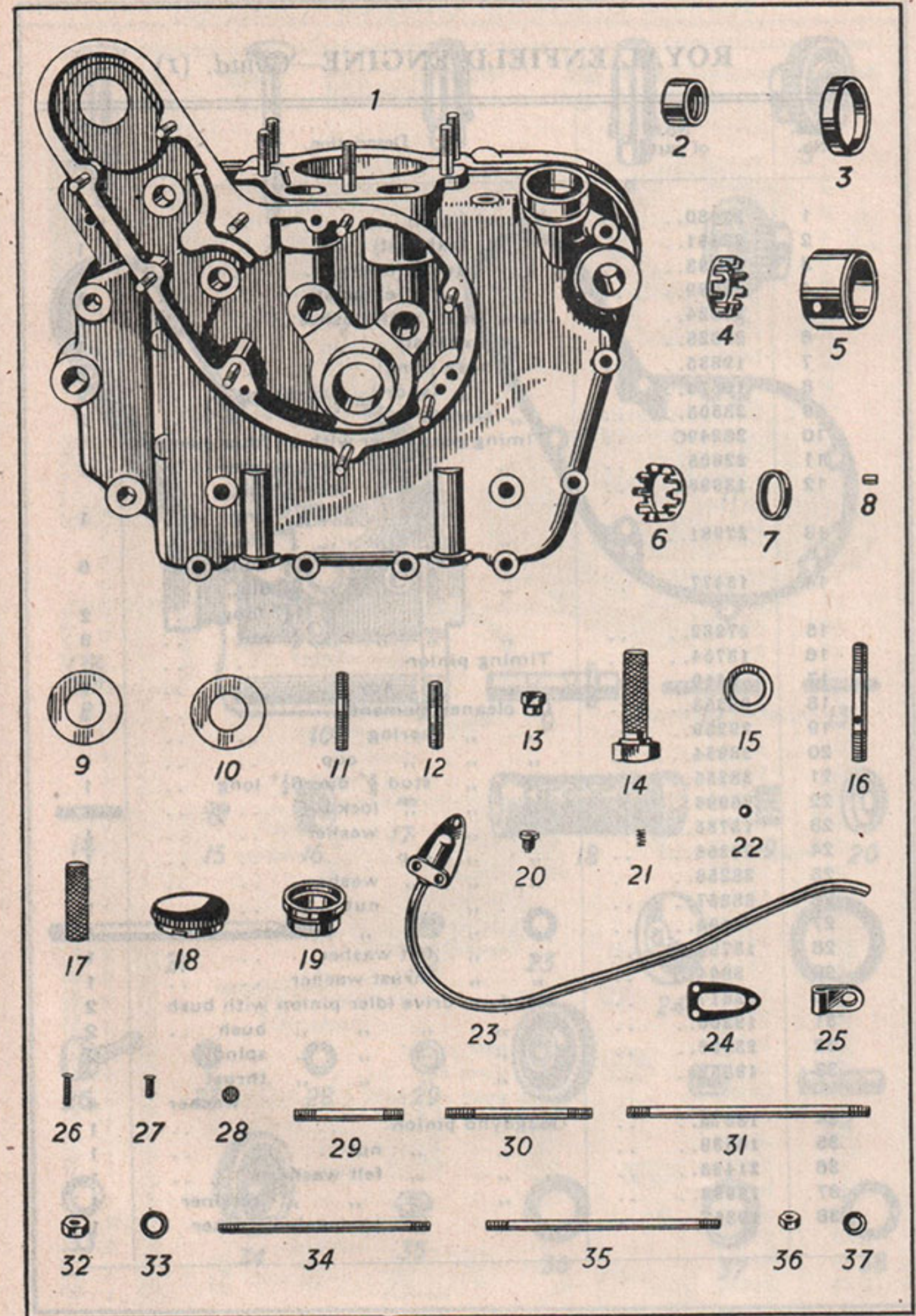
If any estimate prepared in this way is not accepted, we reserve the right to make a nominal charge for taking down and re-assembling any parts necessary in preparing it.

We cannot hold ourselves responsible for loss of, or damage to, any parts lying at our works for repairs, unless instructions to proceed with same are given within twenty-one days of our estimate for the said repairs having been rendered.

All acetylene-welded repairs to crank cases and other aluminium parts are carried out with extreme care, but we cannot give any guarantee with, or accept responsibility for, any parts so treated.

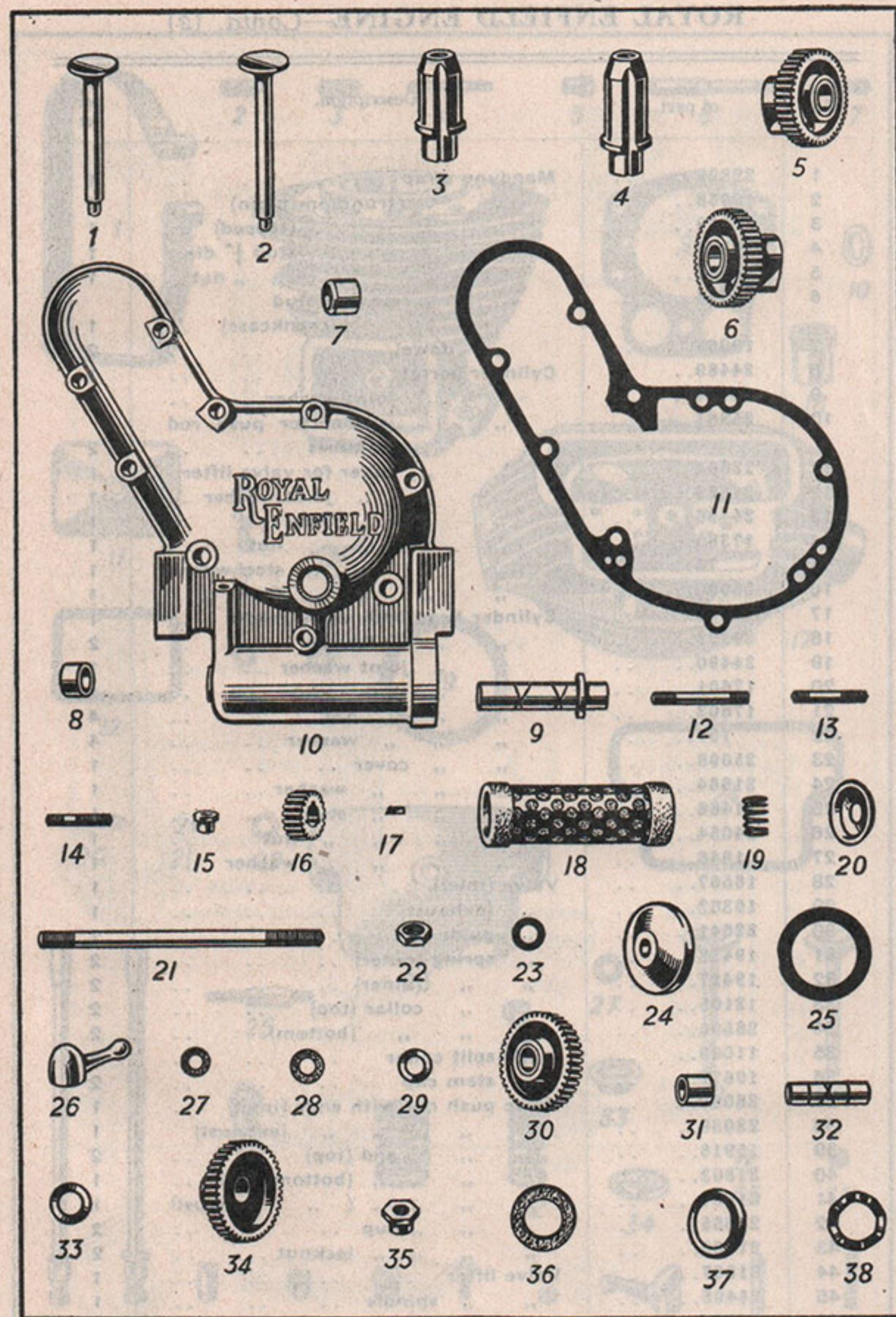
ROYAL ENFIELD ENGINE

| Illus. No. | No. of part. | Description. | No. per set |
|------------|--------------|--|-------------|
| | 28953.. | 350c.c. O.H.V. engine, with magneto and carburettor .. | 1 |
| 1 | 28598/9 | Crankcase (timing and driving sides) with fixed fittings .. | 1 |
| 2 | 16291.. | " bearing bush (timing side) | 1 |
| 3 | 28886.. | " roller race (timing side).. | 1 |
| 4 | 24569.. | " " cage " " .. | 1 |
| 5 | 23515.. | " " race (driving side) | 1 |
| 6 | 24569.. | " " cage " " .. | 2 |
| 7 | 24570.. | " " distance piece (driving side) .. | 1 |
| 8 | SE342 | " bearing roller .. | 30 |
| 9 | 21191.. | " " end washer .. | 2 |
| 10 | 21448.. | " " thrust washer .. | 2 |
| 11 | 24795.. | Crankcase cylinder stud $\frac{5}{16}$ " dia. (long) | 4 |
| 12 | 20777.. | " " " " (short) | 1 |
| 13 | 7216.. | " " " " nut .. | 5 |
| 14 | 24173.. | " oil plug and filter .. | 2 |
| 15 | 24178.. | " " washer .. | 2 |
| 16 | 13919.. | " " filter stud .. | 2 |
| 17 | 13995.. | " " gauze and ring .. | 2 |
| 18 | 19670.. | " " filler cap .. | 1 |
| 19 | 18275.. | " " collar .. | 1 |
| 20 | 22198.. | " non-return valve plug .. | 1 |
| 21 | 22199.. | " " " spring .. | 1 |
| 22 | 32017.. | " " " ball $\frac{3}{16}$ " dia. .. | 1 |
| 23 | 26649C | " breather body with pipe .. | 1 |
| 24 | 26650.. | " " " washer .. | 1 |
| 25 | 29357.. | " " " pipe clip .. | 1 |
| 26 | 26648.. | " " " screw (long) | 2 |
| 27 | 26664.. | " " " (short) | 1 |
| 28 | 26651.. | " " disc valve .. | 2 |
| 29 | 23517.. | Crankcase stud $\frac{5}{16}$ " dia. $2\frac{9}{16}$ " long .. | 1 |
| 30 | 13413.. | " " " $3\frac{7}{16}$ " " .. | 1 |
| 31 | 17476.. | " " " $5\frac{3}{8}$ " " .. | 2 |
| 32 | 27304.. | " " " nut .. | 7 |
| 33 | 8634.. | " " " washer .. | 7 |
| 34 | 23516.. | " " $\frac{1}{4}$ " dia $4\frac{1}{8}$ " long .. | 3 |
| 35 | 22681.. | " " " $5\frac{1}{2}$ " " .. | 4 |
| 36 | 26998.. | " " " nut .. | 14 |
| 37 | 82.. | " " " washer .. | 14 |




ROYAL ENFIELD ENGINE—Contd. (I)

| Illus. No. | No. of part. | Description. | No. per set |
|------------|--------------|--|-------------|
| 1 | 23480.. | Tappet (inlet) | 1 |
| 2 | 23481.. | " (exhaust) | 1 |
| 3 | 22998.. | " guide (inlet) | 1 |
| 4 | 22999.. | " " (exhaust) | 1 |
| 5 | 20024.. | Cam (inlet) with bushes | 1 |
| 6 | 20025.. | " (exhaust) " " | 1 |
| 7 | 19835.. | " bush (long) | 2 |
| 8 | 19836.. | " " (short) | 2 |
| 9 | 23505.. | " spindle | 2 |
| 10 | 28249C | Timing gear cover with oil filter element | 1 |
| 11 | 22605.. | " " " joint washer | 1 |
| 12 | 13998.. | " " " stud $\frac{1}{4}$ " dia., $2\frac{1}{16}$ " long | 1 |
| 13 | 27981.. | " " " " $\frac{1}{4}$ " dia., $1\frac{5}{8}$ " long | 6 |
| 14 | 13477.. | " " " " $\frac{1}{4}$ " dia., $1\frac{3}{8}$ " long | 2 |
| 15 | 27982.. | " " " " $\frac{1}{4}$ " nut | 9 |
| 16 | 13754.. | Timing pinion | 1 |
| 17 | 9410.. | " " key | 1 |
| 18 | 28253.. | Oil cleaner element | 1 |
| 19 | 29259.. | " " spring | 1 |
| 20 | 28254.. | " " cup | 1 |
| 21 | 28255.. | " " stud $\frac{3}{8}$ " dia. $6\frac{1}{4}$ " long | 1 |
| 22 | 26996.. | " " " locknut | 1 |
| 23 | 13785.. | " " " washer | 1 |
| 24 | 28256.. | " " cap | 1 |
| 25 | 28258.. | " " " washer | 1 |
| 26 | 28257.. | " " " nut | 1 |
| 27 | 6194.. | " " " washer | 1 |
| 28 | 18793.. | " " felt washer | 1 |
| 29 | 8894.. | " " thrust washer | 1 |
| 30 | 22617.. | Magdyno drive idler pinion with bush | 2 |
| 31 | 19200.. | " " " " bush | 2 |
| 32 | 23506.. | " " " " spindle | 2 |
| 33 | 19552.. | " " " " thrust washer | 4 |
| 34 | 18575.. | Magdyno pinion | 1 |
| 35 | 14538.. | " " nut | 1 |
| 36 | 21423.. | " " felt washer | 1 |
| 37 | 18993.. | " " " " retainer | 1 |
| 38 | 19352.. | " " corrugated washer | 1 |



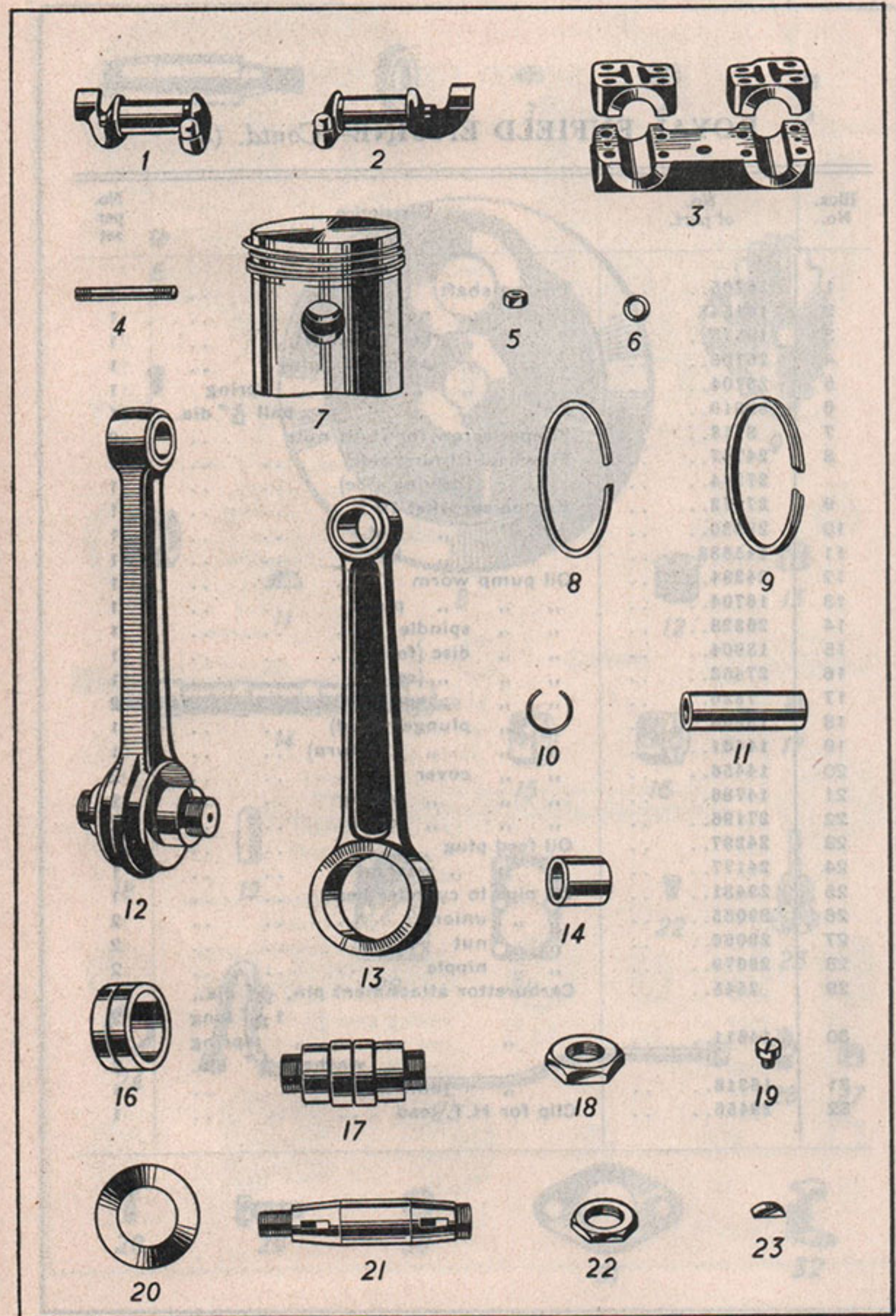
ROYAL ENFIELD ENGINE—Contd. (2)

| Illus. No. | No. of part. | Description. | No. per set |
|------------|--------------|-------------------------------------|-------------|
| 1 | 22899.. | Magdyno strap | 1 |
| 2 | 19068.. | " " trunnion (plain) .. | 1 |
| 3 | 19069.. | " " " (tapped) .. | 1 |
| 4 | 19202.. | " " " stud $\frac{1}{4}$ " dia. .. | 1 |
| 5 | 12881.. | " " " " " nut .. | 1 |
| 6 | 23584.. | " " anchor stud (crankcase) .. | 1 |
| 7 | 19065.. | " " dowel | 2 |
| 8 | 24489.. | Cylinder barrel | 1 |
| 9 | 24494.. | " " joint washer | 2 |
| 10 | 25861.. | " " washer for push rod tubes | 2 |
| 11 | 22604.. | " " cover for valve lifter .. | 1 |
| 12 | 21869.. | " " joint washer | 1 |
| 13 | 24496.. | " " stud | 1 |
| 14 | 17385.. | " " nut | 1 |
| 15 | 76.. | " " steel washer | 1 |
| 16 | 25990.. | " " fibre " | 1 |
| 17 | 28595.. | Cylinder head with valve guides .. | 1 |
| 18 | 26198.. | " " oil ferrule | 2 |
| 19 | 24490.. | " " joint washer | 1 |
| 20 | 17601.. | " " stud | 4 |
| 21 | 17602.. | " " nut | 4 |
| 22 | 107.. | " " washer | 4 |
| 23 | 25098.. | " " cover | 1 |
| 24 | 21664.. | " " washer | 1 |
| 25 | 21468.. | " " stud | 1 |
| 26 | 24054.. | " " nut | 1 |
| 27 | 1846.. | " " washer | 1 |
| 28 | 16567.. | Valve (inlet) | 1 |
| 29 | 16362.. | " (exhaust) | 1 |
| 30 | 22641.. | " guide | 2 |
| 31 | 19428.. | " spring (outer) | 2 |
| 32 | 19427.. | " " (inner) | 2 |
| 33 | 12105.. | " " collar (top) | 2 |
| 34 | 28596.. | " " (bottom) | 2 |
| 35 | 11099.. | " split collar | 2 |
| 36 | 10672.. | " stem cap | 2 |
| 37 | 28088.. | Valve push rod with ends (inlet) .. | 1 |
| 38 | 28089.. | " " " " (exhaust) .. | 1 |
| 39 | 15916.. | " " end (top) | 2 |
| 40 | 21863.. | " " " (bottom, inlet) .. | 1 |
| 41 | 21864.. | " " " (" exhaust) .. | 1 |
| 42 | 21865.. | " " cup | 2 |
| 43 | 27000.. | " " locknut | 2 |
| 44 | 21867.. | Valve lifter | 1 |
| 45 | 24495.. | " " spindle | 1 |
| 46 | 21815.. | " " spring | 1 |




ROYAL ENFIELD ENGINE—Contd. (3)

| Illus. No. | No. of part. | Description. | No. per set |
|------------|--------------|--|-------------|
| 1 | 26486.. | Rocker (inlet) | 1 |
| 2 | 28487.. | " (exhaust) | 1 |
| 3 | 28838.. | " bearing and caps | 1 |
| 4 | 10772.. | " " stud | 8 |
| 5 | 27805.. | " " " nut | 8 |
| 6 | 9908.. | " " " washer.. .. . | 8 |
| 7 | 28593.. | Piston complete with rings and gudgeon pin | 1 |
| | 28593/20 .. | " " " (.020" oversize) | 1 |
| | 28593/40 .. | " " " (.040" " ") | 1 |
| 8 | 12375.. | Piston ring (compression) | 2 |
| | 12375/20 .. | " " " (.020" oversize) | 2 |
| | 12375/40 .. | " " " (.040" " ") | 2 |
| 9 | 26239.. | " " (scraper) | 1 |
| | 26239/20 .. | " " " (.020" oversize) | 1 |
| | 26239/40 .. | " " " (.040" " ") | 1 |
| 10 | 20363.. | Gudgeon pin circlip | 2 |
| 11 | 22595.. | " " " | 1 |
| 12 | 27311.. | Connecting rod and big end assembly | 1 |
| 13 | 22646.. | " " with bushes | 1 |
| 14 | 22629.. | " " small end bush | 1 |
| 16 | 19885.. | " " large end floating bush | 1 |
| 17 | 24593.. | Crank pin | 1 |
| 18 | 27082.. | " " nut | 2 |
| 19 | 16476.. | " " " keeper screw | 2 |
| 20 | 26707.. | " " thrust washer | 2 |
| 21 | 26901.. | Driving shaft | 1 |
| 22 | 141545 .. | " " nut | 1 |
| 23 | 145633 .. | " " key (flywheel).. .. . | 1 |




ROYAL ENFIELD ENGINE—Contd. (4)

| Illus. No. | No. of part. | Description. | No. per set |
|------------|--------------|---|-------------|
| 1 | 26705.. | Timing shaft | 1 |
| 2 | 141545 .. | " " nut | 1 |
| 3 | 16576.. | " " key (flywheel) | 1 |
| 4 | 26703.. | " " oil release plug | 1 |
| 5 | 26704.. | " " " " " " spring | 1 |
| 6 | 32019.. | " " " " " " ball $\frac{5}{16}$ " dia. | 1 |
| 7 | 8718.. | Keeper screw for shaft nuts | 2 |
| 8 | 24747.. | Flywheel (timing side) | 1 |
| | 27244.. | " (driving side) | 1 |
| 9 | 27173.. | Engine sprocket 19 T. | 1 |
| 10 | 28330.. | " " nut | 1 |
| 11 | 145633 .. | " " key | 1 |
| 12 | 24284.. | Oil pump worm | 1 |
| 13 | 16704.. | " " " plug | 1 |
| 14 | 26328.. | " " spindle | 1 |
| 15 | 13904.. | " " disc (feed) | 1 |
| 16 | 27452.. | " " " (return) | 1 |
| 17 | 7326.. | " " " spring | 2 |
| 18 | 13906.. | " " plunger (feed) | 1 |
| 19 | 14461.. | " " " (return) | 1 |
| 20 | 14456.. | " " cover | 2 |
| 21 | 14786.. | " " " washer | 2 |
| 22 | 27196.. | " " " screw | 12 |
| 23 | 24297.. | Oil feed plug | 1 |
| 24 | 24177.. | " " " washer | 1 |
| 25 | 29431.. | Oil pipe to cylinder head | 1 |
| 26 | 29065.. | " " union | 2 |
| 27 | 29066.. | " " nut | 2 |
| 28 | 29079.. | " " nipple | 2 |
| 29 | 2545.. | Carburettor attachment pin, $\frac{5}{16}$ " dia., $1\frac{1}{16}$ " long | 2 |
| 30 | 14611.. | " " " " " spring washer $\frac{5}{16}$ " dia. | 2 |
| 31 | 16318.. | " " joint washer | 1 |
| 32 | 29455.. | Clip for H.T. lead | 1 |




FOUR-SPEED GEAR BOX

| Illus. No. | No. of part. | Description. | No. per set |
|------------|--------------|---|-------------|
| | 29104.. | Gearbox complete | 1 |
| 1 | H1/39 | cover | 1 |
| 2 | FC57/H | screw, $\frac{1}{4}$ " dia., $1\frac{1}{16}$ " long | 1 |
| 3 | H54A.. | bolt, $\frac{1}{4}$ " .. $1\frac{7}{16}$ " " | 1 |
| 4 | H54B.. | " " $\frac{1}{4}$ " .. $1\frac{3}{16}$ " " | 2 |
| 5 | H54C.. | " " $\frac{1}{4}$ " .. 1 " " | 2 |
| 6 | H2/39 | case | 1 |
| 7 | H3 | felt washer | 1 |
| 8 | H4 | dished washer | 1 |
| 9 | 12385.. | attachment stud, (top $\frac{1}{2}$ " dia.) | 1 |
| 10 | 7598.. | " " $\frac{1}{2}$ " nut .. | 2 |
| 11 | 15511.. | " " locking collar .. | 2 |
| 12 | 28903.. | " " (bottom, $\frac{5}{16}$ " dia.) .. | 1 |
| 13 | 8350.. | " " $\frac{5}{16}$ " nut .. | 2 |
| 14 | 8351.. | " " " washer | 2 |
| 15 | 23619.. | adjusting pin | 1 |
| 16 | 28805.. | " " trunnion | 1 |
| 17 | 26997.. | " " $\frac{5}{16}$ " locknut .. | 1 |
| 18 | E140 .. | oil filler plug | 1 |
| 18 | E140 .. | drain plug | 1 |
| 18A | ENF203 | oil filler extension | 1 |
| 19 | H7 | Mainshaft, gearbox | 1 |
| 20 | H5 | ball race (large) | 1 |
| 21 | H6 | " " (small) | 1 |
| 22 | H8 | sleeve | 1 |
| 23 | H70 | oil retaining dished washer | 1 |
| 24 | H71 | " " thrower (outer) .. | 1 |
| 25 | H52 | " " " (inner) | 1 |
| 26 | H9/17 | high gear pinion 17 T. .. | 1 |
| 27 | H10 | " " " dog | 1 |
| 28 | H11 | sliding gear 25 T. and 21 T. | 1 |
| 29 | H12/31 | low gear pinion 31 T. .. | 1 |
| 30 | H55 | nut (R.H. thread) | 1 |
| 31 | H56 | " (L.H. " ") | 1 |
| 32 | H57 | spring washer | 1 |



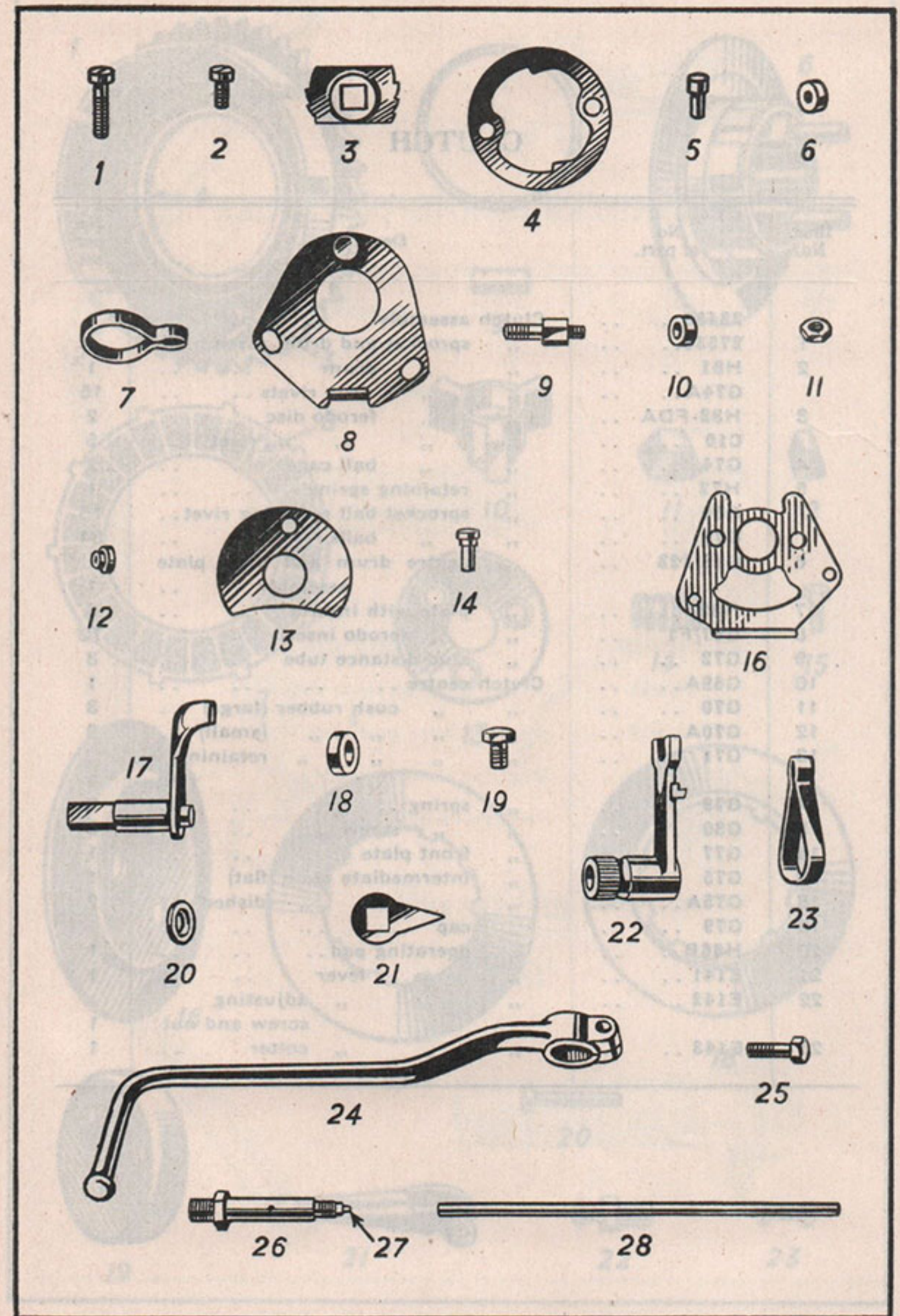
FOUR-SPEED GEAR BOX—Contd. (I)

| Illus. No. | No. of part. | Description. | No. per set |
|------------|---------------|--|-------------|
| 1 | H13 | Layshaft, gearbox | 1 |
| 2 | H14 | .. bush (case end) | 1 |
| 3 | H15 | (kickstart end) | 1 |
| 4 | H16 | .. splined bush | 1 |
| 5 | H17/17 | .. low gear pinion 17 T. | 1 |
| 6 | H18 | .. second gear pinion 23 T. | 1 |
| 7 | H19/27 | .. third gear pinion 27 T. | 1 |
| 8 | H20/31 | .. high gear and kickstart wheel 31 T. | 1 |
| 9 | H21 | Footstarter sleeve | 1 |
| 10 | H22 | .. pawl | 1 |
| 11 | H22A | plunger | 1 |
| 12 | H23 | spring | 1 |
| 13 | H24 | pivot | 1 |
| 14 | H25 | stop plate | 1 |
| 15 | H26 | rivet | 2 |
| 16 | H27 | .. shaft bush | 1 |
| 17 | H28 | .. return spring | 1 |
| 18 | H29 | cover | 1 |
| 19 | H42/42A | .. crank complete | 1 |
| 20 | H43 | cotter pin, nut and washer | 1 |
| 21 | H33 | Operator (inside) | 1 |
| 22 | H34 | .. fork | 1 |
| 23 | H36 | .. anchor pin | 2 |
| 25 | H62 | .. locating plunger | 1 |
| 26 | H63 | spring | 1 |
| 27 | H61 | box | 1 |
| 28 | H49A | Final drive sprocket 18 T. | 1 |
| 29 | H120 | locknut | 1 |
| 30 | H121 | felt washer | 1 |
| 31 | H122 | screw | 1 |
| 32 | H1A/35 | Foot control cover | 1 |



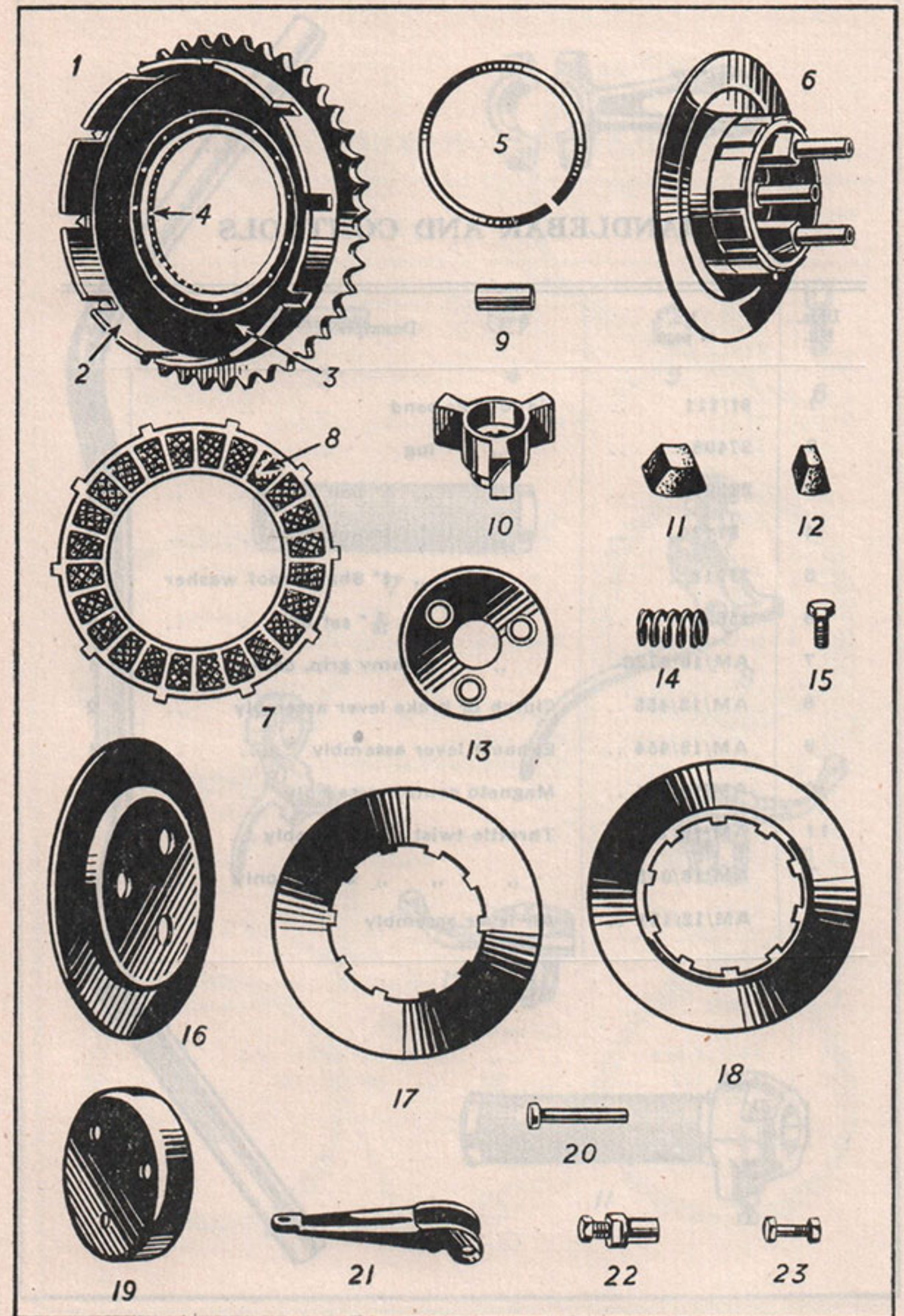
FOUR-SPEED GEAR BOX—Contd. (2)

| Illus. No. | No. of part. | Description. | No. per set |
|------------|--------------|--|-------------|
| 1 | FC57/H .. | Foot control cover screw, $\frac{1}{4}$ " dia. \times $1\frac{1}{16}$ " long | 4 |
| 2 | FC57/H/S .. | " " " " $\frac{1}{4}$ " dia. \times $\frac{9}{16}$ " long | 1 |
| 3 | FC4 .. | " " ratchet (inner) .. | 1 |
| 4 | FC1 .. | " " " (outer) .. | 1 |
| 5 | FC44 .. | " " " operating pin | 1 |
| 6 | FC55/H .. | " " " " " bush | 1 |
| 7 | FC51 .. | " " " " " spring .. | 1 |
| 8 | FC41 .. | Foot control adjuster plate .. | 1 |
| 9 | FC48 .. | " " " " " pin .. | 2 |
| 10 | FC58 .. | " " " " " bush | 2 |
| 11 | H113 .. | " " " " " nut .. | 2 |
| 12 | FC45 .. | " " " " " spring stop | 1 |
| 13 | FC/53 .. | " " " " " plate .. | 1 |
| 14 | FC/46 .. | " " " " " spring stop .. | 1 |
| 16 | FC/42 .. | " " " " " stop plate and spring retainer .. | 1 |
| 17 | FC/47 .. | " " " " " operator shaft with lever | 1 |
| 18 | FC/50 .. | " " " " " bush .. | 1 |
| 19 | FC/24 .. | " " " " " securing pin .. | 1 |
| 20 | FC/7 .. | " " " " " recessed washer | 1 |
| 21 | FC/56 .. | Foot control gear indicator .. | 1 |
| 22 | FC/48 .. | " " " " " lever (short, inside) .. | 1 |
| 23 | FC/52 .. | " " " " " return spring .. | 1 |
| 24 | FC/30 .. | " " " " " .. | 1 |
| 25 | FC/30A .. | " " " " " clip bolt .. | 1 |
| 26 | FC/49 .. | " " " " " fulcrum pin .. | 1 |
| 27 | PZ6 .. | " " " " " grease nipple | 1 |
| 28 | H66L .. | Clutch operating rod .. | 1 |



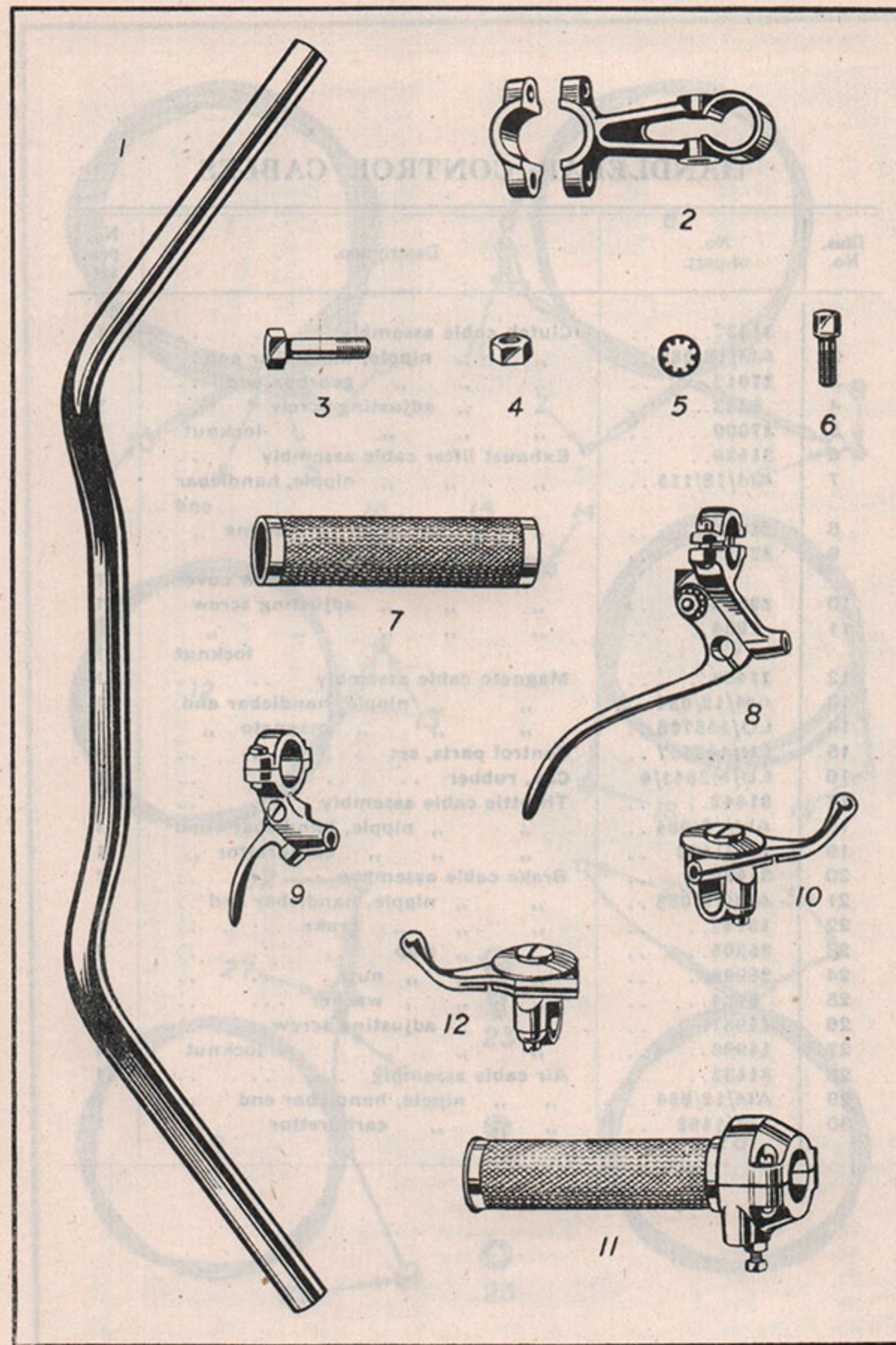
CLUTCH

| Illus. No. | No. of part. | Description. | No. per set |
|------------|--------------|---|-------------|
| 1 | 28433.. | Clutch assembly | 1 |
| 2 | 27535.. | " sprocket and drum assembly | 1 |
| | H81 .. | " " drum | 1 |
| | G74A .. | " " " rivets | 15 |
| 3 | H82-FDA .. | " " ferodo disc | 2 |
| | C10 .. | " " " rivet | 5 |
| 4 | G74 .. | " " ball cage | 2 |
| 5 | H72 .. | " retaining spring | 1 |
| | G66 .. | " sprocket ball retaining rivet.. .. . | 15 |
| | G76 .. | " " balls | 54 |
| 6 | G68/123 .. | " centre drum and back plate assembly | 1 |
| 7 | H89 .. | " plate with inserts | 3 |
| 8 | G67/F1 .. | " " ferodo insert | 72 |
| 9 | G72 .. | " stud distance tube | 3 |
| 10 | G69A .. | Clutch centre | 1 |
| 11 | G70 .. | " " cush rubber (large) | 3 |
| 12 | G70A .. | " " " (small) | 3 |
| 13 | G71 .. | " " " retaining ring | 1 |
| 14 | G78 .. | " spring | 3 |
| 15 | G80 .. | " " screw | 3 |
| 16 | G77 .. | " front plate | 1 |
| 17 | G75 .. | " intermediate plate (flat) | 1 |
| 18 | G75A .. | " " " (dished) | 2 |
| 19 | G79 .. | " cap | 1 |
| 20 | H66B .. | " operating pad | 1 |
| 21 | E141 .. | " " lever | 1 |
| 22 | E142 .. | " " " adjusting screw and nut | 1 |
| 23 | E143 .. | " " " cotter | 1 |



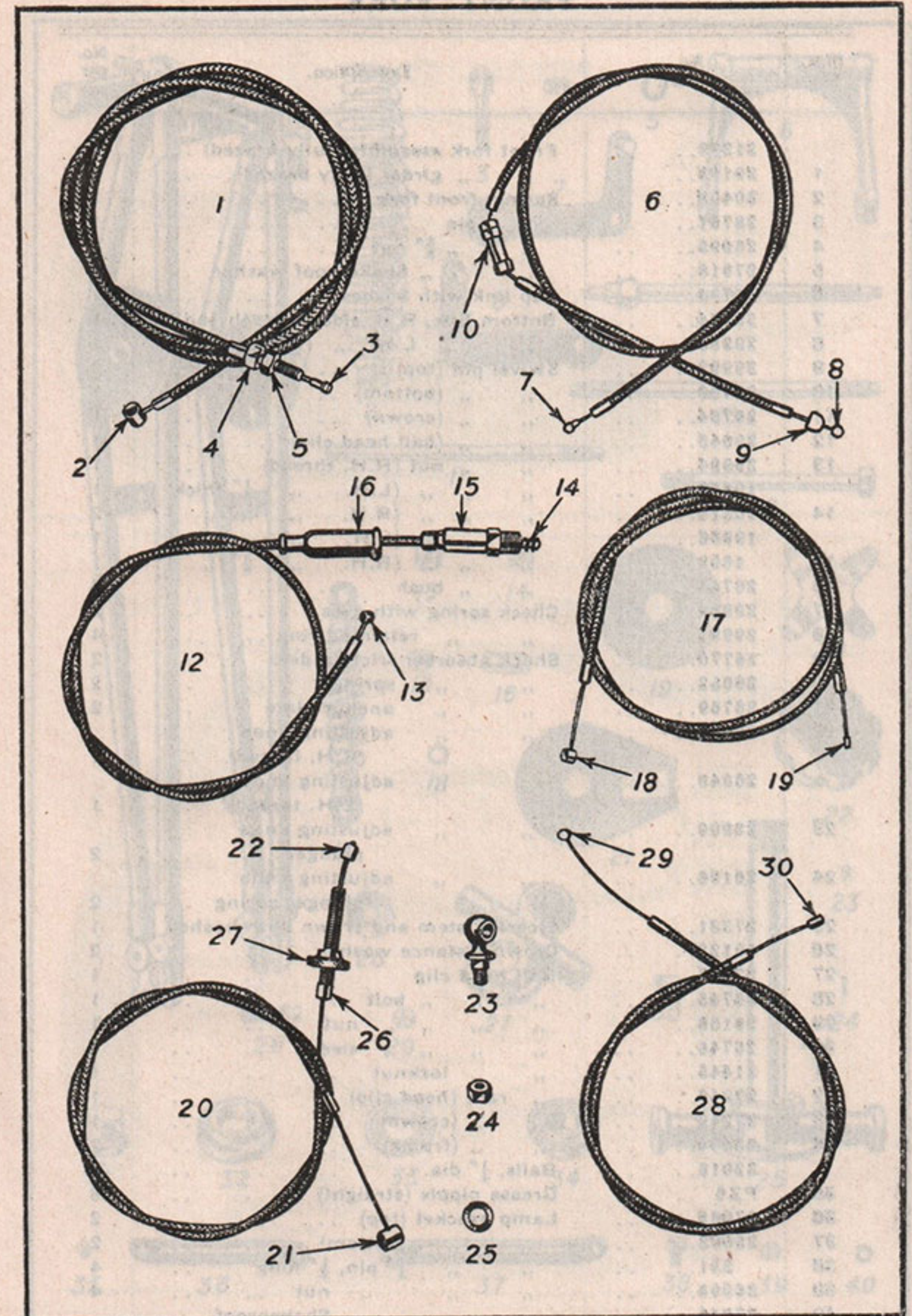
HANDLEBAR AND CONTROLS

| Illus. No. | No. of part. | Description. | No. per set |
|------------|--------------|--|-------------|
| 1 | 91/111 .. | Handlebar bend | 1 |
| 2 | 27408 | .. lug | 2 |
| 3 | 28290 | .. " " 1/8" bolt | 2 |
| 4 | 8712 | .. " " 1/8" nut | 2 |
| 5 | 27918 | .. " " 1/8" Shakeproof washer | 2 |
| 6 | 15632 | .. " " 5/16" set bolt | 4 |
| 7 | AM/16/072C | .. dummy grip, canvas | 1 |
| 8 | AM/18/455 .. | Clutch or brake lever assembly | 2 |
| 9 | AM/18/454 .. | Exhaust lever assembly | 1 |
| 10 | AM/12/171 .. | Magneto control assembly | 1 |
| 11 | AM/16/117C | Throttle twist grip assembly | 1 |
| 7 | AM/16/045C | .. " " " canvas only | 1 |
| 12 | AM/12/161 .. | Air lever assembly | 1 |




HANDLEBAR CONTROL CABLES

| Illus. No. | No. of part. | Description. | No. per set |
|------------|--------------|----------------------------------|-------------|
| 1 | 31427.. .. | Clutch cable assembly | 1 |
| 2 | AM/18/088 .. | " " nipple, handlebar end .. | 1 |
| 3 | 27017.. .. | " " " gearbox end .. | 1 |
| 4 | 9283.. .. | " " adjusting screw .. | 1 |
| 5 | 27000.. .. | " " " " locknut .. | 1 |
| 6 | 31430.. .. | Exhaust lifter cable assembly .. | 1 |
| 7 | AM/18/115 .. | " " " nipple, handlebar end .. | 1 |
| 8 | 21800.. .. | " " " " engine " .. | 1 |
| 9 | 27197.. .. | " " " " screw cover .. | 1 |
| 10 | 29045.. .. | " " " adjusting screw .. | 1 |
| 11 | 1984.. .. | " " " " locknut .. | 1 |
| 12 | 31436.. .. | Magneto cable assembly | 1 |
| 13 | AM/12/034 .. | " " nipple, handlebar end .. | 1 |
| 14 | LU/455788 .. | " " " magneto " .. | 1 |
| 15 | LU/463107 .. | Control parts, set | 1 |
| 16 | LU/M2841/4 | Cap, rubber | 1 |
| 17 | 31442.. .. | Throttle cable assembly | 1 |
| 18 | AM/12/034 .. | " " nipple, handlebar end .. | 1 |
| 19 | AM/1482 .. | " " " carburettor " .. | 1 |
| 20 | 31439.. .. | Brake cable assembly | 1 |
| 21 | AM/18/088 .. | " " nipple, handlebar end .. | 1 |
| 22 | 13747.. .. | " " " brake " .. | 1 |
| 23 | 25305.. .. | " " stop | 1 |
| 24 | 26998.. .. | " " " nut | 1 |
| 25 | 8134.. .. | " " " washer | 1 |
| 26 | 14981.. .. | " " adjusting screw | 1 |
| 27 | 14980.. .. | " " " " locknut .. | 1 |
| 28 | 31433.. .. | Air cable assembly | 1 |
| 29 | AM/12/034 .. | " " nipple, handlebar end .. | 1 |
| 30 | AM/1482 .. | " " " carburettor .. | 1 |




FRONT FORK

| Illus. No. | No. of part. | Description. | No. per set |
|------------|--------------|--|-------------|
| 1 | 31298.. | Front fork assembly (fully brazed) .. | 1 |
| 2 | 29193.. | " " girder (fully brazed) .. | 1 |
| 3 | 30408.. | Spring, front fork .. | 1 |
| 4 | 28761.. | " pin .. | 1 |
| 5 | 26995.. | " " $\frac{3}{8}$ " nut .. | 1 |
| 6 | 27918.. | " " Shakeproof washer .. | 1 |
| 7 | 26734.. | Top link with bushes .. | 1 |
| 8 | 29984.. | Bottom link, R.H. side (L.H. thread) | 1 |
| 9 | 29985.. | " " L.H. " (R.H. ") | 1 |
| 10 | 29992.. | Swivel pin (top) .. | 1 |
| 11 | 26766.. | " " (bottom) .. | 1 |
| 12 | 26764.. | " " (crown) .. | 1 |
| 13 | 29645.. | " " (ball head clip) .. | 1 |
| 14 | 29994.. | " " nut (R.H. thread) .. | 1 |
| 15 | 19866.. | " " " (L.H. " $\frac{1}{4}$ " thick) | 1 |
| 16 | 10314.. | " " " (R.H. " " ") | 2 |
| 17 | 19866.. | " " " (L.H. " " ") | 1 |
| 18 | 1898.. | " " " (R.H. " " ") | 1 |
| 19 | 26744.. | " " bush .. | 8 |
| 20 | 29889.. | Check spring with eyes .. | 2 |
| 21 | 29991.. | " " retaining ring .. | 4 |
| 22 | 26770.. | Shock absorber friction disc .. | 2 |
| 23 | 26052.. | " " spring .. | 2 |
| 24 | 26769.. | " " anchor plate .. | 2 |
| 25 | 26048.. | " " adjusting knob (R.H. thread) | 1 |
| 26 | 26049.. | " " adjusting knob (L.H. thread) | 1 |
| 27 | 22900.. | " " adjusting knob plunger .. | 2 |
| 28 | 26196.. | " " adjusting knob plunger spring .. | 2 |
| 29 | 27331.. | Steering stem and crown with bushes | 1 |
| 30 | 19122.. | Crown distance washer .. | 2 |
| 31 | 27247.. | Ball head clip .. | 1 |
| 32 | 26745.. | " " " bolt .. | 1 |
| 33 | 26168.. | " " " nut .. | 1 |
| 34 | 26746.. | " " " sleeve .. | 1 |
| 35 | 31445.. | " " locknut .. | 1 |
| 36 | 27248.. | " " race (head clip) .. | 1 |
| 37 | 27249.. | " " (crown) .. | 1 |
| 38 | 26454.. | " " (frame) .. | 2 |
| 39 | 32018.. | Balls, $\frac{1}{4}$ " dia. .. | 38 |
| 40 | PZ6 .. | Grease nipple (straight) .. | 6 |
| 41 | 27069.. | Lamp bracket (top) .. | 2 |
| 42 | 25003.. | " " (bottom) .. | 2 |
| 43 | 251.. | " " $\frac{1}{4}$ " pin, $\frac{1}{2}$ " long .. | 4 |
| 44 | 26998.. | " " " nut .. | 4 |
| 45 | 27916.. | " " " Shakeproof washer .. | 4 |



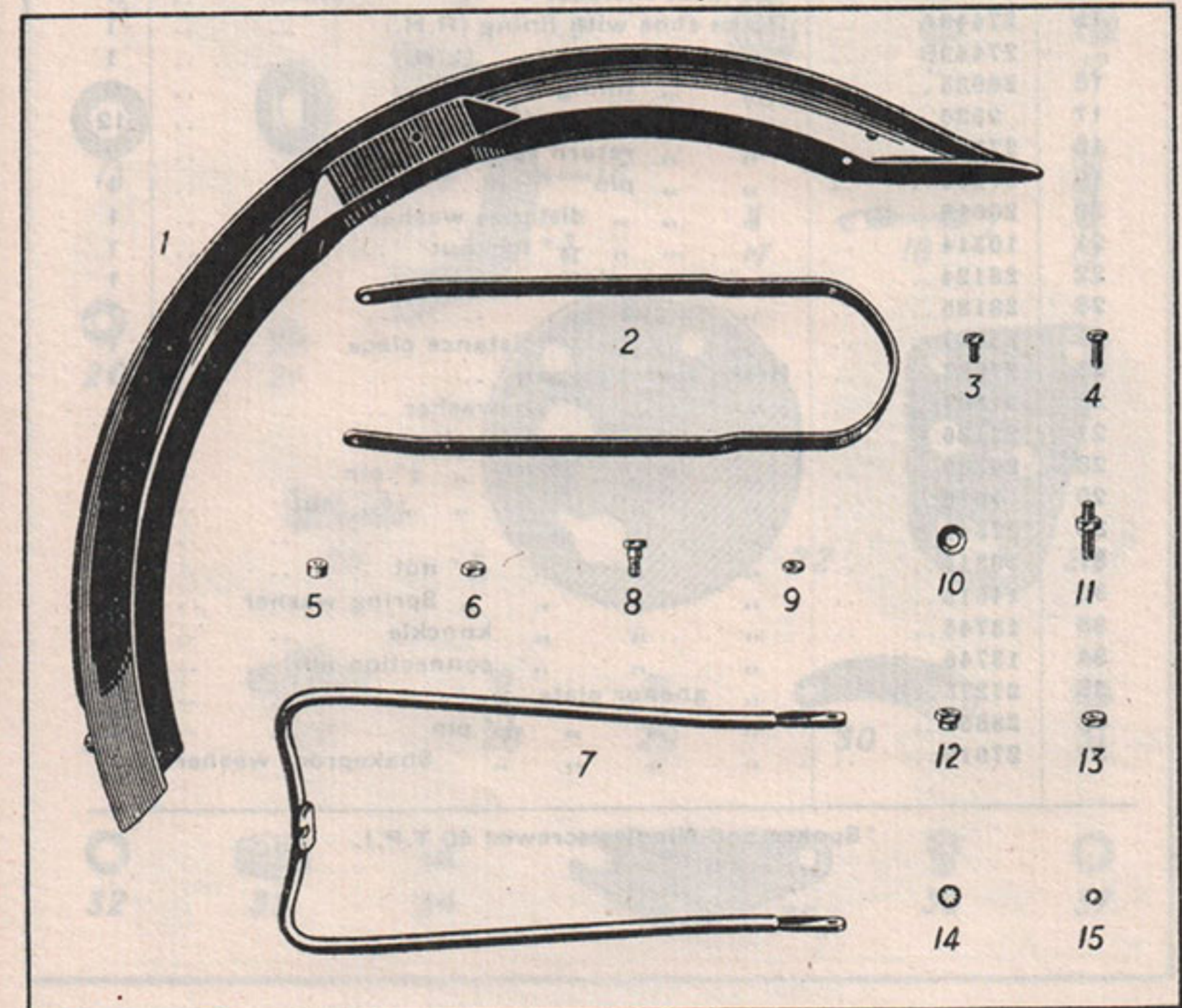
PETROL TANK

| Illus. No. | No. of part. | Description. | No. per set |
|------------|--------------|--|-------------|
| 1 | 28214.. | Petrol tank, bare | 1 |
| 2 | 15941.. | " " filler cap | 1 |
| 3 | 23717.. | " " attachment pin | 4 |
| 4 | 5025.. | " " " " $\frac{7}{16}$ " washer | 4 |
| 5 | 28346.. | " " rubber buffer | 8 |
| 6 | 26512.. | Petrol tap | 2 |
| 7 | 5662.. | " " fibre washer | 2 |
| 8 | 29023.. | " " pipe complete | 1 |
| | 23095.. | Knee grip (R.H.) with plate | 1 |
| | 23096.. | " " (L.H.) " " | 1 |
| | 24145.. | " " pin, $\frac{5}{16}$ " dia. | 2 |
| | 27917.. | " " Shakeproof washer, $\frac{5}{16}$ " dia. | 2 |



FRONT MUDGUARD AND FRONT STAND


| Illus. No. | No. of part. | Description. | No. per set |
|------------|--------------|---|-------------|
| 1 | 27461.. | Mudguard only | 1 |
| 2 | 28084.. | " " stay | 1 |
| 3 | 251.. | " " $\frac{1}{4}$ " pin, $\frac{1}{2}$ " long | 5 |
| 4 | 252.. | " " " " $\frac{3}{4}$ " " " | 1 |
| 5 | 14791.. | " " " " distance piece | 1 |
| 6 | 26998.. | " " $\frac{1}{2}$ " nut | 4 |
| | 20811.. | Front number plate | 1 |
| | 14904.. | " " " " clip | 3 |
| | 14905.. | " " " " packing piece | 3 |
| | 5171.. | " " " " screw | 3 |
| | 14906.. | " " " " " nut | 3 |
| 7 | 27460.. | Stand | 1 |
| 8 | 20192.. | " " pivot pin | 2 |
| 9 | 15771.. | " " " " locknut | 2 |
| 10 | 15641.. | " " " " washer | 2 |
| 11 | 21914.. | " " clip stud | 1 |
| 12 | 6148.. | " " " " $\frac{5}{16}$ " shouldered nut | 1 |
| 13 | 27001.. | " " " " locknut | 1 |
| 14 | 27917.. | " " " " Shakeproof washer | 1 |
| 15 | 6198.. | " " " " split ring | 1 |



FRONT WHEEL AND FRONT BRAKE

| Illus. No. | No. of part. | Description. | No. per set |
|------------|--------------|-------------------------------------|-------------|
| 1 | 29432 .. | Wheel with hub brake, less tyre .. | 1 |
| 2 | 29433 .. | " rim WM2-19 .. | 1 |
| 3 | 29205 .. | * " spoke 6 $\frac{1}{2}$ " long .. | 20 |
| 4 | 29204 .. | * " " 8 $\frac{3}{8}$ " " .. | 20 |
| | 29206 .. | * " " nipple .. | 40 |
| 5 | 28718 .. | Hub with lubricator .. | 1 |
| 6 | 27332 .. | " lubricator .. | 1 |
| 8 | 11940 .. | " spindle .. | 1 |
| 9 | 28070 .. | " " nut .. | 2 |
| 10 | 16562 .. | " journal bearing .. | 2 |
| 11 | 11936 .. | " " " distance washer .. | 1 |
| 12 | 11937 .. | " " " retaining nut .. | 1 |
| 13 | 9838 .. | " oil retainer .. | 2 |
| 14 | 21930 .. | " dust excluder .. | 1 |
| 15 | 27449A .. | Brake shoe with lining (R.H.) .. | 1 |
| | 27449B .. | " " " (L.H.) .. | 1 |
| 16 | 26835 .. | " " lining .. | 2 |
| 17 | 9526 .. | " " rivet .. | 12 |
| 18 | 27347 .. | " " return spring .. | 2 |
| 19 | 27276 .. | " " pin .. | 1 |
| 20 | 20018 .. | " " distance washer .. | 1 |
| 21 | 10314 .. | " " $\frac{7}{16}$ " locknut .. | 1 |
| 22 | 28124 .. | " cover plate .. | 1 |
| 23 | 28125 .. | " torque " .. | 1 |
| 24 | 28127 .. | " " distance piece .. | 1 |
| 25 | 27087 .. | Brake operating cam .. | 1 |
| 26 | 27407 .. | " " washer .. | 1 |
| 27 | 28126 .. | " " bush .. | 1 |
| 28 | 26309 .. | " " $\frac{1}{4}$ " pin .. | 2 |
| 29 | 7916 .. | " " nut .. | 2 |
| 30 | 27346 .. | " lever .. | 1 |
| 31 | 10314 .. | " " $\frac{7}{16}$ " nut .. | 1 |
| 32 | 14613 .. | " " Spring washer .. | 1 |
| 33 | 13745 .. | " " knuckle .. | 1 |
| 34 | 13746 .. | " " connection pin .. | 1 |
| 35 | 27275 .. | " anchor plate .. | 1 |
| 36 | 28856 .. | " " $\frac{7}{16}$ " pin .. | 1 |
| 37 | 27919 .. | " " Shakeproof washer .. | 1 |


* Spokes and Nipples screwed 40 T.P.I.



REAR WHEEL AND REAR BRAKE

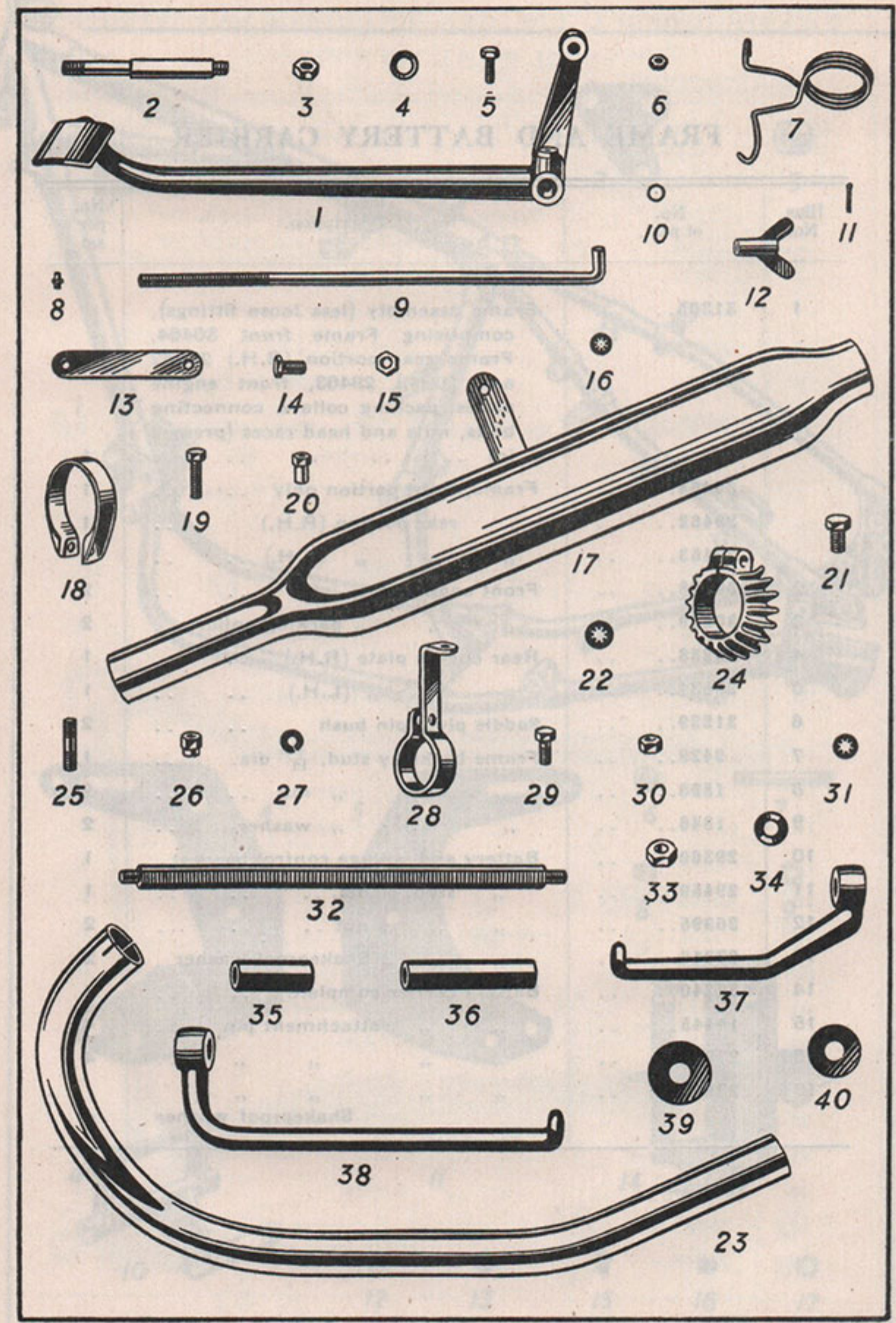
| Illus. No. | No. of part. | Description. | No. per set |
|------------|--------------|--|-------------|
| | 29434.. | Wheel with cush drive and brake .. | 1 |
| 1 | 29435.. | " and hub shell only .. | 1 |
| 2 | 29436.. | " rim WM2-19 .. | 1 |
| 3 | 28264.. | " security bolt for tyre .. | 1 |
| 4 | 29180.. | * " " spoke, 7 $\frac{3}{4}$ " long .. | 20 |
| 5 | 29159.. | * " " " 8 $\frac{1}{2}$ " " .. | 20 |
| | 29206.. | * " " " nipple .. | 40 |
| 6 | 29437.. | Hub with lubricator, less drum and sprocket .. | 1 |
| 7 | 27332.. | " lubricator .. | 1 |
| 8 | 26287.. | Brake drum and sprocket .. | 1 |
| 9 | 10097.. | Sprocket lock ring .. | 1 |
| 10 | 27156.. | " " " pin .. | 3 |
| 11 | 26158.. | " " " " nut .. | 3 |
| 12 | 14691.. | " " " " washer .. | 3 |
| 13 | 26193.. | " cush rubber .. | 6 |
| 14 | 29438.. | Hub centre bolt .. | 1 |
| 15 | 15111.. | " " " washer .. | 1 |
| 16 | 26073.. | " spacing collar (knurled) .. | 1 |
| 17 | RMS5 | " journal bearing .. | 2 |
| 18 | 26069.. | " " " retaining nut .. | 1 |
| 19 | 11203.. | " " " distance washer .. | 1 |
| 20 | 26068.. | " bearing sleeve .. | 1 |
| 21 | 28832.. | " " " nut .. | 1 |
| 22 | 22007.. | " " " washer .. | 1 |
| 23 | 9244.. | " dust excluder .. | 1 |
| 24 | 9484.. | " oil retainer .. | 2 |
| 25 | 27450A | Brake shoe with lining .. | 2 |
| 26 | 16231.. | " " " lining .. | 2 |
| 27 | 9526.. | " " " " rivet .. | 12 |
| 28 | 26033.. | " " " " spring (long) .. | 1 |
| 29 | 23084.. | " " " " (short) .. | 1 |
| 30 | 26524.. | " torque disc and cover plate complete, less shoes .. | 1 |
| 31 | 26074.. | " " " disc distance sleeve .. | 1 |
| 32 | 26346.. | Brake operating cam .. | 1 |
| 33 | 26347.. | " " " " bush .. | 1 |
| 34 | 26309.. | " " " " " pin .. | 2 |
| 35 | 4395.. | " " " " " " nut .. | 2 |
| 36 | 26525.. | " " " " " " lever and trunnion .. | 1 |
| 37 | 10314.. | " " " " " " " $\frac{7}{16}$ " nut .. | 1 |
| 38 | 14613.. | " " " " " " " washer .. | 1 |
| | 15648.. | " " " " " " " cover plate $\frac{7}{16}$ " packing .. | 1 |

* Spokes and Nipples screwed 40 T.P.I.



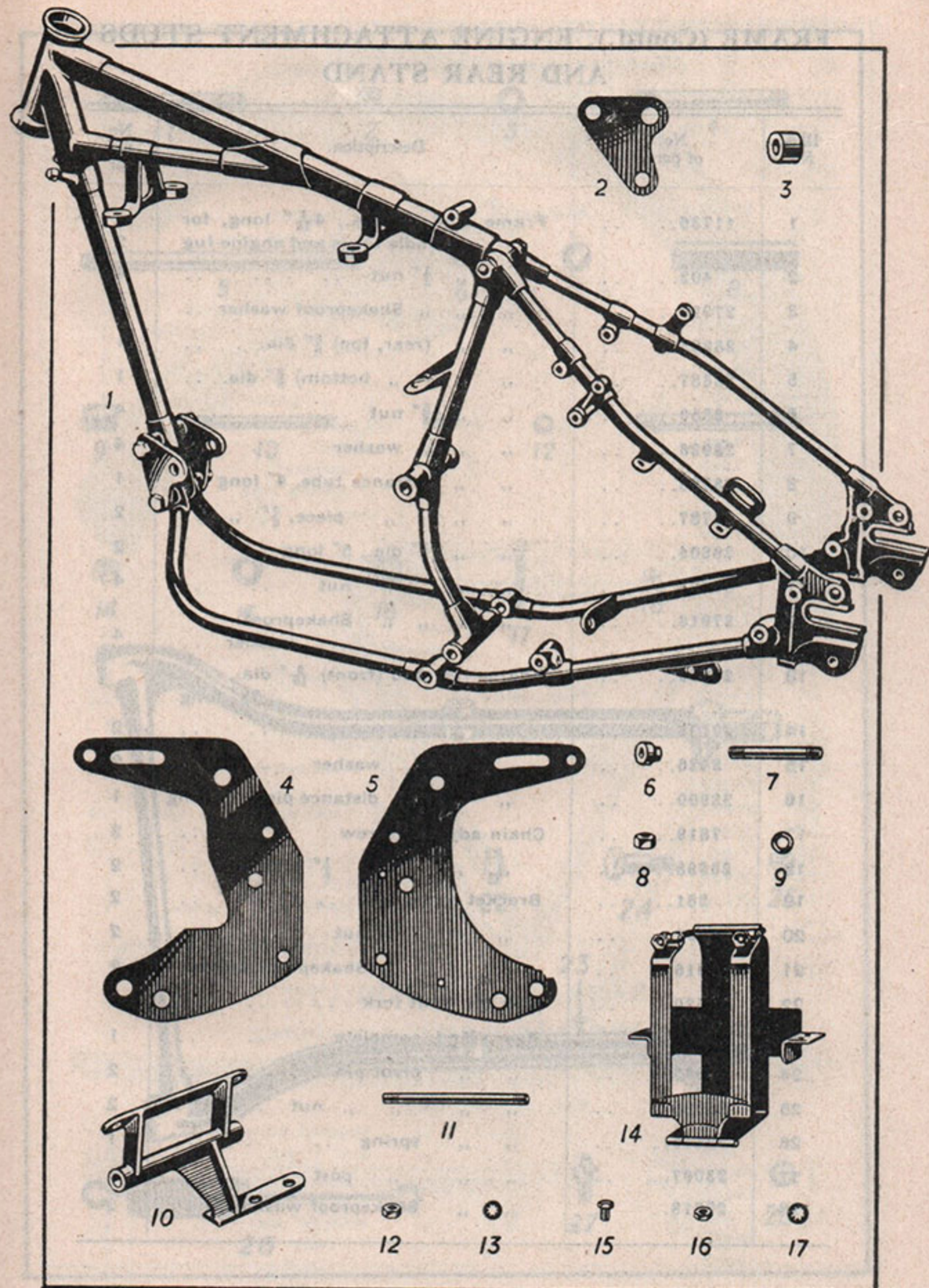
REAR BRAKE CONTROL, SILENCER AND FOOTRESTS

| Illus. No. | No. of part. | Description. | No per set |
|------------|--------------|---|------------|
| 1 | 29093.. | Brake foot pedal | 1 |
| 2 | 25973.. | " " " fulcrum stud .. | 1 |
| 3 | 26995.. | " " " " " " 3/8" nut | 2 |
| 4 | 15641.. | " " " " " " 3/8" washer .. | 2 |
| 5 | 252.. | " " " " " " 1/4" stop pin .. | 1 |
| 6 | 27000.. | " " " " " " lock nut .. | 1 |
| 7 | 26348.. | " " " " " " return spring .. | 1 |
| 8 | PZ6.. | " " " " " " grease nipple .. | 1 |
| 9 | 28449.. | Brake operating rod | 1 |
| 10 | 14691.. | " " " " " " 5/16" washer .. | 1 |
| 11 | 30779.. | " " " " " " split pin 1/16" x 3/4" | 1 |
| 12 | 17691.. | " " " " " " adjusting nut .. | 1 |
| 13 | 28845.. | " anchor link | 1 |
| 14 | 27268.. | " " " " " " pin (frame) .. | 1 |
| 15 | 26995.. | " " " " " " 3/8" nut .. | 1 |
| 16 | 27918.. | " " " " " " 3/8" Shakeproof washer | 1 |
| 17 | 28884.. | Silencer | 1 |
| 18 | 12882.. | " clip | 1 |
| 19 | 4860.. | " " pin | 1 |
| 20 | 12381.. | " " " nut | 1 |
| 21 | 10931.. | " attachment pin | 1 |
| 22 | 27918.. | " " " " " " 3/8" Shakeproof washer | 1 |
| 23 | 29024.. | Exhaust pipe | 1 |
| 24 | 26281.. | " " clip (top) | 1 |
| 25 | 22550.. | " " " " " " stud | 1 |
| 26 | 7216.. | " " " " " " nut | 1 |
| 27 | 14611.. | " " " " " " spring washer 5/16" dia. .. | 1 |
| 28 | 29348.. | " " " " " " (footrests) .. | 1 |
| 29 | 7201.. | " " " " " " 1/4" pin 3 1/2" long .. | 1 |
| 30 | 26988.. | " " " " " " nut | 1 |
| 31 | 27916.. | " " " " " " Shakeproof washer .. | 1 |
| 32 | 29286.. | Footrest support bar | 1 |
| 33 | 10315.. | " " " " " " nut | 1 |
| 34 | 30401.. | " " " " " " Fan disc washer | 2 |
| 35 | 28806.. | " " " " " " tube 2 5/16" long .. | 1 |
| 36 | 26579.. | " " " " " " 2 13/16" " .. | 1 |
| 37 | 30525.. | " arm (L.H.) | 1 |
| 38 | 30526.. | " " (R.H.) | 1 |
| 39 | 22697.. | " distance washer (large) .. | 1 |
| 40 | 22684.. | " " " (small) | 1 |



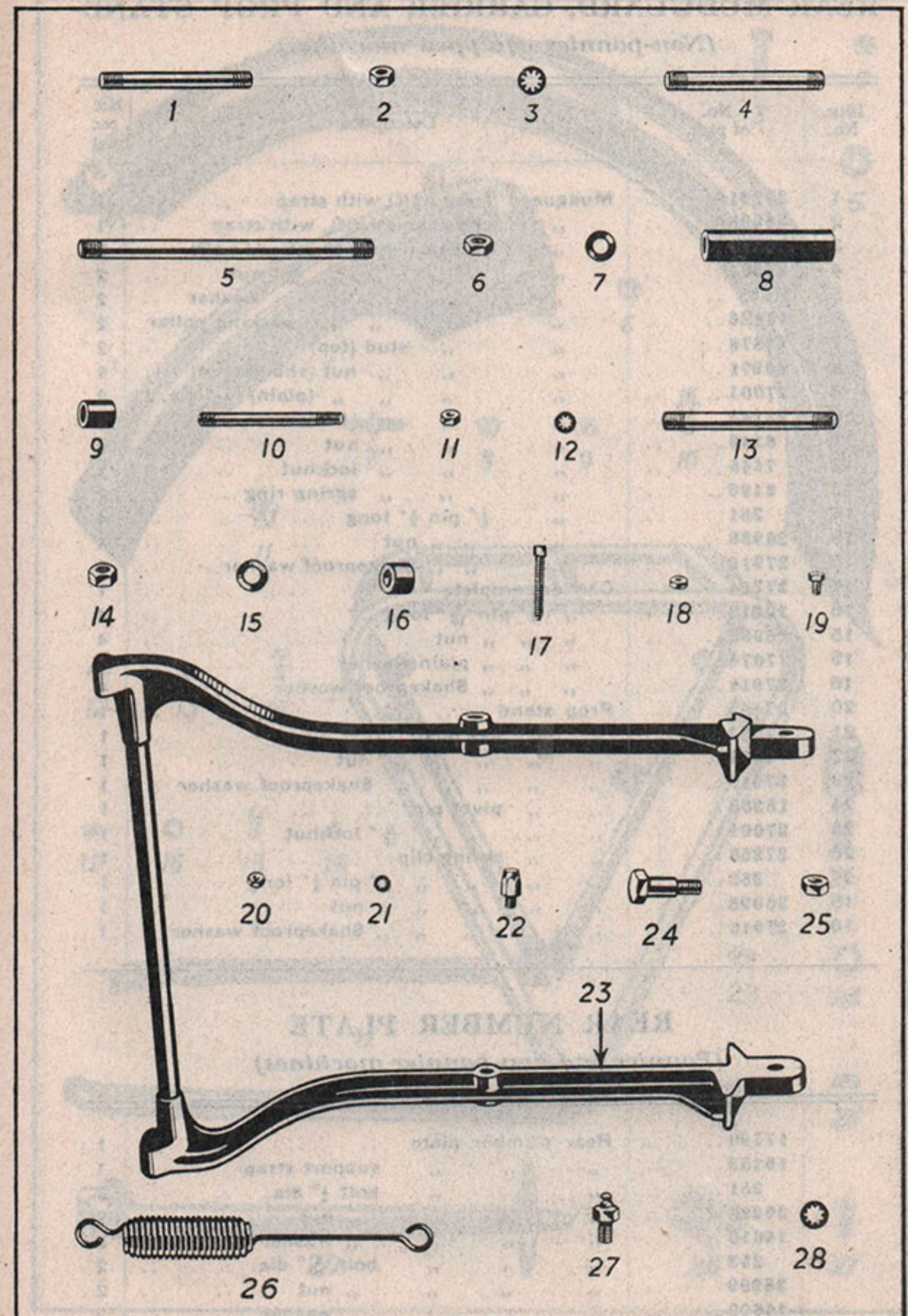
FRAME AND BATTERY CARRIER

| Illus. No. | No. of part. | Description. | No. per set |
|------------|--------------|--|-------------|
| 1 | 31305.. .. | Frame assembly (less loose fittings), comprising Frame front 30464, Frame rear portion (R.H.) 29462 and (L.H.) 29463, front engine plates, packing collars, connecting bolts, nuts and head races (pressed in) | 1 |
| | 30464.. .. | Frame, front portion only | 1 |
| | 29462.. .. | .. rear portion (R.H.) | 1 |
| | 29463.. .. | (L.H.) | 1 |
| 2 | 30528.. .. | Front engine plate | 2 |
| 3 | 30529.. .. | packing collar | 2 |
| 4 | 29238.. .. | Rear engine plate (R.H.) | 1 |
| 5 | 28831.. .. | (L.H.) | 1 |
| 6 | 31229.. .. | Saddle pivot pin bush | 2 |
| 7 | 9429.. .. | Frame backstay stud, $\frac{7}{16}$ " dia. | 1 |
| 8 | 1898.. .. | nut | 2 |
| 9 | 1846.. .. | washer | 2 |
| 10 | 29360.. .. | Battery and voltage control bracket | 1 |
| 11 | 29459.. .. | .. stud, $\frac{3}{8}$ " dia. | 1 |
| 12 | 26995.. .. | nut | 2 |
| 13 | 27918.. .. | Shakeproof washer | 2 |
| 14 | 27340.. .. | Battery carrier complete | 1 |
| 15 | 14445.. .. | attachment pin | 4 |
| 16 | 27001.. .. | nut | 4 |
| 17 | 27917.. .. | $\frac{5}{16}$ " Shakeproof washer | 4 |



FRAME (Contd.), ENGINE ATTACHMENT STUDS AND REAR STAND

| Illus. No. | No. of part. | Description. | No. per set |
|---------------|-----------------|---|-------------------|
| 1 | 11736.. | Frame stud, $\frac{1}{2}$ " dia., $4\frac{7}{16}$ " long, for cradle tubes and engine lug | 2 |
| 2 | 402.. | " " $\frac{1}{2}$ " nut | 4 |
| 3 | 27920.. | " " " Shakeproof washer .. | 4 |
| 4 | 28903.. | " " (rear, top) $\frac{5}{8}$ " dia. .. | 1 |
| 5 | 22687.. | " " (" , bottom) $\frac{5}{8}$ " dia. .. | 1 |
| 6 | 8350.. | " " $\frac{5}{8}$ " nut | 4 |
| 7 | 29026.. | " " " washer | 4 |
| 8 | 28786.. | " " distance tube, 4" long .. | 1 |
| 9 | 28787.. | " " " piece, $\frac{7}{8}$ " " .. | 2 |
| 10 | 28804.. | " " $\frac{3}{8}$ " dia., 5" long | 2 |
| 11 | 26995.. | " " " " nut | 4 |
| 12 | 27918.. | " " " " Shakeproof washer .. | 4 |
| 13 | 23899.. | Engine lug stud (front) $\frac{9}{16}$ " dia., $5\frac{5}{8}$ " long | 1 |
| 14 | 20198.. | " " " nut | 2 |
| 15 | 8426.. | " " " washer | 2 |
| 16 | 23900.. | " " " distance piece, $\frac{3}{4}$ " long | 1 |
| 17 | 7819.. | Chain adjuster screw | 2 |
| 18 | 26998.. | " " " $\frac{1}{4}$ " lock nut | 2 |
| 19 | 251.. | Bracket screw | 2 |
| 20 | 26998.. | " " $\frac{1}{4}$ " nut | 2 |
| 21 | 27916.. | " " " Shakeproof washer | 2 |
| 22 | 30520.. | Stop for front fork | 2 |
| 23 | 28548.. | Rear stand, complete | 1 |
| 24 | 24043.. | " " pivot pin | 2 |
| 25 | 26995.. | " " " " nut | 2 |
| 26 | 28816.. | " " spring | 1 |
| 27 | 23097.. | " " post | 1 |
| 28 | 27918.. | " " Shakeproof washer | 2 |

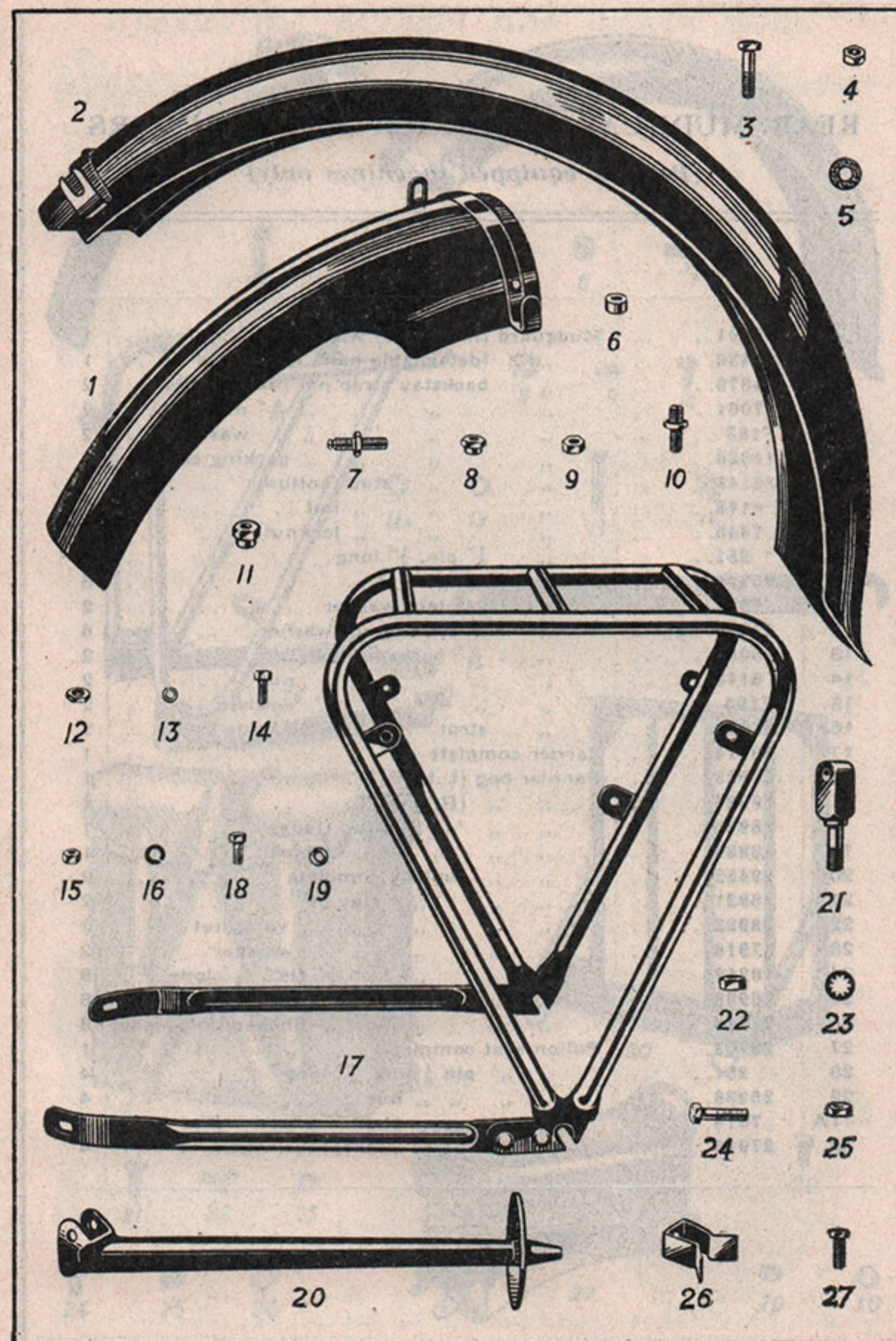


REAR MUDGUARD, CARRIER AND PROP STAND (Non-pannier equipped machines)

| Illus. No. | No. of part. | Description. | No. per set |
|------------|--------------|--|-------------|
| 1 | 27291A | Mudguard (fixed half) with strap | 1 |
| 2 | 25995A | " (detachable half), with strap | 1 |
| 3 | 24876 .. | " backstay strap pin (fixed half) | 2 |
| 4 | 27001 .. | " " " " $\frac{5}{16}$ " nut | 2 |
| 5 | F193 .. | " " " " washer | 2 |
| 6 | 14826 .. | " " " " packing collar | 2 |
| 7 | 24878 .. | " " stud (top) | 2 |
| 8 | 20971 .. | " " nut (shouldered) | 2 |
| 9 | 27001 .. | " " " (plain) $\frac{5}{16}$ " dia. | 2 |
| 10 | 23143 .. | " " " (bottom) | 2 |
| 11 | 6148 .. | " " nut | 2 |
| 12 | 7345 .. | " " locknut | 2 |
| 13 | 6198 .. | " " spring ring | 2 |
| 14 | 251 .. | " $\frac{1}{4}$ " pin $\frac{1}{2}$ " long | 4 |
| 15 | 26998 .. | " " nut | 4 |
| 16 | 27916 .. | " " Shakeproof washer | 4 |
| 17 | 27254 .. | Carrier complete | 1 |
| 18 | 10218 .. | " $\frac{1}{4}$ " pin $\frac{9}{16}$ " long | 4 |
| 15 | 26998 .. | " " nut | 4 |
| 19 | 7674 .. | " " plain washer | 4 |
| 16 | 27916 .. | " " Shakeproof washer | 4 |
| 20 | 27445 .. | Prop stand | 1 |
| 21 | 27283 .. | " " eye bolt | 1 |
| 22 | 3570 .. | " " " " $\frac{7}{16}$ " nut | 1 |
| 23 | 27919 .. | " " " " Shakeproof washer | 1 |
| 24 | 15253 .. | " " pivot pin | 1 |
| 25 | 27001 .. | " " " " $\frac{5}{16}$ " locknut | 1 |
| 26 | 27258 .. | " " spring clip | 1 |
| 27 | 252 .. | " " " " $\frac{1}{2}$ " pin $\frac{3}{4}$ " long | 1 |
| 15 | 26998 .. | " " nut | 1 |
| 16 | 27916 .. | " " Shakeproof washer | 1 |


REAR NUMBER PLATE (Pannier and non-pannier machines)

| | | |
|----------|--------------------------------------|---|
| 17490 .. | Rear number plate | 1 |
| 16183 .. | " " support strap | 1 |
| 251 .. | " " bolt $\frac{1}{2}$ " dia. | 2 |
| 26998 .. | " " nut | 2 |
| 14610 .. | " " washer | 2 |
| 253 .. | " " bolt $\frac{3}{16}$ " dia. | 2 |
| 26999 .. | " " nut | 2 |
| 14609 .. | " " washer | 2 |



REAR MUDGUARD, CARRIER AND PANNIERS (Pannier equipped machines only)

| Illus. No. | No. of part. | Description. | No. per set |
|------------|--------------|--|-------------|
| 1 | 27291.. | Mudguard (fixed half) with strap .. | 1 |
| 2 | 28439.. | " (detachable half) with strap .. | 1 |
| 3 | 24876.. | " backstay strap pin (fixed half) .. | 2 |
| 4 | 27001.. | " " " " $\frac{5}{16}$ " nut .. | 2 |
| 5 | F193 .. | " " " " washer .. | 2 |
| 6 | 14826.. | " " " " packing collar .. | 1 |
| 7 | 23143.. | " " stud (bottom) .. | 2 |
| 8 | 6148.. | " " nut .. | 2 |
| 9 | 7345.. | " " locknut .. | 2 |
| 10 | 251.. | " $\frac{1}{4}$ " pin, $\frac{1}{2}$ " long .. | 6 |
| 11 | 26998.. | " " nut .. | 6 |
| 11A | 7674.. | " " plain washer .. | 2 |
| 12 | 27916.. | " " Shakeproof washer .. | 6 |
| 13 | 25059.. | " " $\frac{5}{16}$ " backstay bolt .. | 2 |
| 14 | 6148.. | " " nut .. | 2 |
| 15 | F193 .. | " " washer .. | 2 |
| 16 | 28450.. | " " strut .. | 2 |
| 17 | 28914.. | Carrier complete .. | 1 |
| 18 | 28923.. | Pannier bag (L.H.) .. | 1 |
| | 28924.. | " " (R.H.) .. | 1 |
| | 28925.. | " " "Y" strap (long) .. | 1 |
| 19 | 28926.. | " " " " (short) .. | 1 |
| 20 | 29452.. | " " support complete .. | 2 |
| 21 | 28921.. | " " stay pin .. | 2 |
| 22 | 28922.. | " " wing nut .. | 2 |
| 23 | 27918.. | " " washer .. | 2 |
| 24 | 10218.. | " " pin $\frac{1}{4}$ " dia., $\frac{9}{16}$ " long .. | 8 |
| 25 | 26998.. | " " nut .. | 8 |
| 26 | 27916.. | " " Shakeproof washer .. | 6 |
| 27 | 28763.. | Pillion seat complete .. | 1 |
| 28 | 251.. | " " pin $\frac{1}{4}$ " dia., $\frac{1}{2}$ " long .. | 4 |
| 29 | 26998.. | " " nut .. | 4 |
| 11A | 7674.. | " " plain washer .. | 4 |
| 30 | 27916.. | " " Shakeproof washer .. | 4 |




PROP STAND AND PILLION FOOTRESTS
(Pannier equipped machines only)

| Illus. No. | No. of part. | Description. | No. per set. |
|------------|--------------|---|--------------|
| 1 | 28437.. | Prop stand | 1 |
| 2 | 28416.. | " " eye bolt | 1 |
| 3 | 15312.. | " " " " $\frac{7}{16}$ " nut | 1 |
| 4 | 27919.. | " " " " Shakeproof washer.. | 1 |
| 5 | 15253.. | " " pivot pin | 1 |
| 6 | 27001.. | " " " " $\frac{5}{16}$ " lock nut | 1 |
| 7 | 28594.. | " " spring clip | 1 |
| 8 | 252.. | " " " " $\frac{1}{4}$ " pin, $\frac{3}{4}$ " long | 1 |
| 9 | 26998.. | " " " " nut | 1 |
| 10 | 27916.. | " " " " Shakeproof washer | 1 |
| 11 | 28261.. | Pillion footrest | 2 |
| 12 | 6672.. | " " pivot bolt | 2 |
| 13 | 26997.. | " " " " $\frac{5}{16}$ " nut | 2 |
| 2 | 28416.. | " " eye bolt | 2 |
| 3 | 15312.. | " " " " $\frac{7}{16}$ " nut | 2 |
| 4 | 27919.. | " " " " Shakeproof washer | 2 |
| 14 | 28528.. | " " bracket (R.H.) | 1 |
| 15 | 28529.. | " " " (L.H.) with eye bolt.. | 1 |

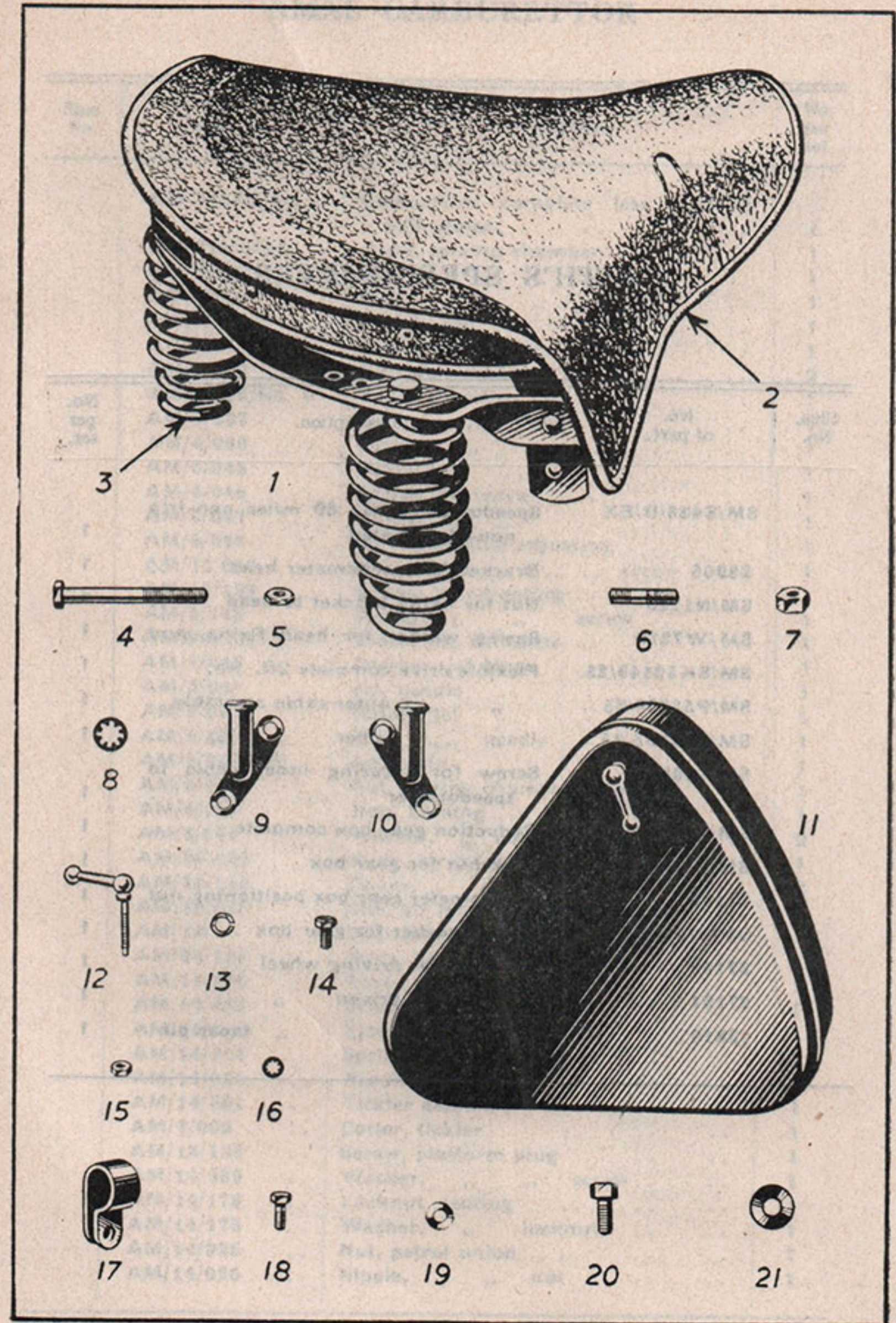
CHAIN COVERS AND CHAINS
(Pannier and non-pannier machines)

| | | | |
|----|--------------|---|---|
| | 29028.. | Front chain case assembly | 1 |
| 16 | 28887.. | " " " (inner portion) | 1 |
| 17 | 23902.. | " " " (outer ") | 1 |
| 18 | 28002.. | " " " drain plug | 1 |
| 19 | 28003.. | " " " " washer | 1 |
| 20 | 26696.. | " " " main joint washer (rubber) | 1 |
| 21 | 23940.. | " " " spigot washer | 1 |
| 22 | 27080.. | " " " inspection cover | 1 |
| 23 | 22708.. | " " " " washer | 1 |
| 24 | 22992.. | " " " felt washer | 1 |
| 25 | 14091.. | " " " $\frac{5}{16}$ " attachment pin | 1 |
| 26 | 22937.. | " " " " steel washer | 1 |
| 27 | 22938.. | " " " " leather " | 1 |
| 28 | 23941.. | " " " " pin packing collar | 1 |
| 29 | 27236.. | " " " " locking plate | 1 |
| 30 | 28878.. | Rear chainguard (front section) | 1 |
| 31 | 29676.. | " " " (rear ") | 1 |
| 32 | 28880.. | " " " bracket | 1 |
| 33 | 12659.. | " " " attachment pin | 4 |
| 6 | 27001.. | " " " " nut | 1 |
| 34 | 27917.. | " " " $\frac{5}{16}$ " Shakeproof washer | 4 |
| 35 | RN/110046/74 | Front chain, $\frac{1}{2}$ " P \times .305" W \times 74 pitches | 1 |
| 36 | RN/110056/89 | Rear " " $\frac{3}{8}$ " P \times $\frac{3}{8}$ " W \times 89 pitches | 1 |



SADDLE AND TOOLBOX

| Illus. No. | No. of part | Description | No. per set |
|------------|--------------|--|-------------|
| 1 | TE/S881 .. | Saddle | 1 |
| 2 | TE/S881/2 .. | " waterproof top .. . | 1 |
| 3 | TE/S881/4 .. | " rear compression spring .. | 2 |
| 4 | 30650 .. . | " pivot pin .. . | 1 |
| 5 | 30651 .. . | " " " nut .. . | 1 |
| 6 | 24882 .. . | " spring attachment $\frac{5}{16}$ " stud .. | 2 |
| 7 | 27304 .. . | " " " " " nut .. | 2 |
| 8 | 27917 .. . | " " " " " Shakeproof washer .. | 2 |
| 9 | 24859 .. . | " attachment bracket (R.H.) .. | 1 |
| 10 | 24860 .. . | " " " (L.H.) .. | 1 |
| 11 | 28882 .. . | Toolbox (triangular) (R.H.) .. | 1 |
| | 28883 .. . | " " (L.H.) .. | 1 |
| 12 | 29174 .. . | " securing screw .. . | 1 |
| 13 | 6198 .. . | " " " split ring .. | 1 |
| 14 | 251 .. . | " $\frac{1}{4}$ " pin, $\frac{1}{2}$ " long .. . | 4 |
| 15 | 26998 .. . | " " " nut .. . | 4 |
| 16 | 27916 .. . | " " " Shakeproof washer .. | 4 |
| 17 | 15736 .. . | " attachment clip .. . | 1 |
| 18 | 7201 .. . | " " " $\frac{1}{4}$ " pin, $\frac{21}{32}$ " long .. | 1 |
| 15 | 26998 .. . | " " " $\frac{1}{4}$ " pin nut .. | 1 |
| 19 | 7674 .. . | " " " pin washer .. | 1 |
| 20 | 16284 .. . | " " " $\frac{5}{16}$ " pin .. . | 1 |
| 21 | 18709 .. . | " " " packing washer .. | 1 |
| 8 | 27917 .. . | " " " Shakeproof washer .. | 1 |



SMITH'S SPEEDOMETER

| Illus. No. | No. of part. | Description. | No. per set. |
|------------|------------------------|--|--------------|
| | SM/S433/B/EX | Speedometer head 80 miles non-trip non-illuminated | 1 |
| | 28906 | Bracket for speedometer head | 1 |
| | SM/N1115 | Nut for fixing bracket to head | 1 |
| | SM/W7216 | Spring washer for head fixing stud | 1 |
| | SM/SK52149/25 | Flexible drive complete 2ft. 1in. | 1 |
| | SM/P53386/25 | " " outer cable assembly | 1 |
| | SM/P53385/25 | " " inner " " | 1 |
| | SM/S2081 | Screw for securing inner cable to speedometer | 1 |
| | SM/X25384/5413 | Reduction gear box complete | 1 |
| | SM/P25200 | Lock nut for gear box | 1 |
| | 27494 | Speedometer gear box positioning nut | 1 |
| | SM/W7259 | Spring washer for gear box | 1 |
| | 27193 | Speedometer driving wheel | 1 |
| | 27191 | " driven " " | 1 |
| | 13810 | " " taper pin | 1 |

AMAL CARBURETTOR

| Illus. No. | No. of part. | Description. | No. per set |
|------------|------------------------|---|-------------|
| | AM/276AC/1A | Carburettor complete less controls and cables | 1 |
| | AM/276/405R | Body, mixing chamber | 1 |
| | AM/6/032 | Top, " " | 1 |
| | AM/6/031 | Cap, " " | 1 |
| | AM/4/235 | Spring, cap | 1 |
| | AM/4/241 | Screw, cap spring | 1 |
| | AM/4/035 | Adjuster, cable | 2 |
| | AM/6/052/No. 4 | Valve, throttle | 1 |
| | AM/4/037 | Spring, " valve | 1 |
| | AM/4/060 | Cotter, " " | 1 |
| | AM/6/045 | Valve, air | 1 |
| | AM/4/046 | Spring, air valve | 1 |
| | AM/6/047 | Guide, " " | 1 |
| | AM/4/063 | Screw, throttle adjusting | 1 |
| | AM/16/010 | Nut, " " screw | 1 |
| | AM/13/129 | Screw, air adjusting | 1 |
| | AM/4/148 | Spring, " " screw | 1 |
| | AM/208/057R | Block, jet, complete | 1 |
| | AM/4/040 | Washer, jet block | 1 |
| | AM/4/061 | Jet, needle | 1 |
| | AM/6/065 | Needle, jet | 1 |
| | AM/4/230 | Clip, " needle | 1 |
| | AM/4/042/130 | Jet, main | 1 |
| | AM/6/033 | Nut, mixing chamber union | 1 |
| | AM/4/043 | Bolt, holding | 1 |
| | AM/4/053 | Washer, " bolt | 2 |
| | AM/30/109 | Body, air intake | 1 |
| | AM/30/110 | Gauze, " " | 3 |
| | AM/30/080 | Clip, air intake gauze, spring | 1 |
| | AM/1A | Chamber, float, complete | 1 |
| | AM/64/156 | Body, float chamber | 1 |
| | AM/14/208 | Cover, " " | 1 |
| | AM/14/021 | Screw, lock, cover | 1 |
| | AM/14/015 | Float | 1 |
| | AM/14/014 | Spring, bow, float | 1 |
| | AM/14/024 | Needle, valve | 1 |
| | AM/14/301 | Tickler assembly | 1 |
| | AM/4/060 | Cotter, tickler | 1 |
| | AM/13/153 | Screw, platform plug | 1 |
| | AM/14/039 | Washer, " " screw | 1 |
| | AM/14/178 | Locknut, seating | 1 |
| | AM/14/175 | Washer, " locknut | 1 |
| | AM/14/025 | Nut, petrol union | 1 |
| | AM/14/026 | Nipple, " " nut | 1 |

LUCAS "MAGDYNO" EQUIPMENT

| Illus. No. | No. of part | Description | No. per set |
|------------|-------------|---|-------------|
| | LU/46010B | Magdyno, type Mo1/6. L1-0.. | 1 |
| | LU/463932 | Cup, insulation | 1 |
| | LU/460380 | Holder, earth brush, c/w brush and spring | 1 |
| | LU/451323 | Brush and spring, earth | 1 |
| | LU/162674 | Washer, fibre earth brush holder | 1 |
| | LU/463066 | Pickup assembly | 1 |
| | LU/451260 | Brush and spring, pickup | 1 |
| | LU/M3156/4 | Nut, pickup cable | 1 |
| | LU/185008 | Washer, spring, cable end | 1 |
| | LU/455622 | Washer, seating, pickup | 1 |
| | LU/110064 | Screw, pickup fixing | 2 |
| | LU/463988 | Armature assembly | 1 |
| | LU/464140 | Condenser | 1 |
| | LU/189294 | Bearing, ball, drive end | 1 |
| | LU/189291 | " " C/B. end | 1 |
| | LU/462863 | Gears, set of | 1 |
| | LU/M1951/1 | Gear, dynamo. | 1 |
| | LU/M3207/2 | Screw, terminal | 1 |
| | LU/463107 | Control, parts, sets | 1 |
| | LU/463853 | Cam | 1 |
| | LU/M2646/1 | Ring, jump, for cam | 1 |
| | LU/M2648/1 | Cover C/B | 1 |
| | LU/463899 | Spring and pin assembly | 1 |
| | LU/MLCB1 | Contact breaker, complete | 1 |
| | LU/M2679/4 | Bush, insulating C/B centre | 1 |
| | LU/484098 | Contact set | 1 |
| | LU/M2687/1 | Tappet | 1 |
| | LU/M3517/1 | Strap, fixing dynamo | 1 |
| | LU/200286 | Dynamo | 1 |
| | LU/L2146/5 | Screw, fixing pole piece | 1 |
| | LU/200188 | Coil, field | 1 |
| | LU/200238 | Cover band assembly | 1 |
| | LU/200353 | Bracket assembly, drive end | 1 |
| | LU/200304 | Armature | 1 |
| | LU/200231 | Bush, bearing C/E | 1 |
| | LU/200290 | Brushes, sets | 1 |
| | LU/200079 | Springs, brush sets | 1 |
| | LU/200354 | Cover, commutator end | 1 |

LUCAS "MAGDYNO" EQUIPMENT Contd. (I)

| Illus. No. | No. of part. | Description. | No. per set |
|------------|--------------|--------------------------------------|-------------|
| | LU/200227 | Bolt, through fixing | 2 |
| | | Cable, lighting and charging circuit | A/R |
| | LU/33020 | Control box, type MCR1/L15 | 1 |
| | LU/390723 | Plate assembly, terminal clamping | 1 |
| | LU/100713 | Screw, plate fixing | 1 |
| | LU/390460 | Cover, cutout | 1 |
| | LU/390461 | Clip, spring, cutout cover | 1 |
| | LU/PUW7E-5 | Battery, secondary 6V.12a. hrs. | 1 |
| | LU/S2254/1 | Plug, vent | 3 |
| | LU/S2171/1B | Cover, moulded | 1 |
| | LU/701418 | Horn HF1235 | 1 |
| | LU/701641 | Bracket | 1 |

LUCAS LAMPS

| HEADLAMP. | | | |
|------------|-----------------|--------------------------------|---|
| | LU/DU42/R50128A | Headlamp assembly | 1 |
| | LU/NB398/36 | Reflector assembly | 1 |
| | LU/515650 | Reflector, back shell assembly | 1 |
| | LU/515223 | Holder assembly, main bulb | 1 |
| | LU/504803 | " " pilot bulb | 1 |
| | LU/70 | Bulb, main | 1 |
| | LU/200 | " pilot | 1 |
| | LU/LR482 | Front rim assy. less glass | 1 |
| | LU/NG18-110 | Glass | 1 |
| | LU/NB317/41 | Wire, reflector fixing | 4 |
| | LU/NC309/6 | Bead, langite, joint | 1 |
| | LU/308330 | Panel complete | 1 |
| | LU/364455 | Ammeter | 1 |
| | LU/351551 | Switch, lighting | 1 |
| | LU/351567 | Handle, with fixing screw | 1 |
| TAIL LAMP. | | | |
| | LU/526082 | Lamp, tail, complete MT110 | 1 |
| | LU/200 | Bulb | 1 |

CONDITIONS OF SALE AND GUARANTEE.

The following is a copy of the Guarantee given by dealers in Royal Enfield Motor Cycles :

We give the following Guarantee with our Motor Cycles, Motor Cycle Combinations and Sidecars, which is given in place of any implied conditions, warranties or liabilities whatsoever, statutory or otherwise, all such implied conditions, warranties and liabilities being in all cases excluded. Any statement, description, condition, or representation contained in any catalogue, advertisement, leaflet or other publication shall not be construed as enlarging, varying or over-riding this guarantee.

In the case of machines (a) which have been used for " hiring out " purposes or (b) any motor cycle and/or sidecar used for any dirt track, cinder track, or grass track racing or competitions or any competition of any kind within an enclosure for which a charge is made for admission to take part in or view the competition or (c) machines from which the trade mark, name or manufacturing number has been removed, no guarantee of any kind is given or is to be implied.

WE GUARANTEE, subject to the conditions mentioned below, that all precautions which are usual and reasonable have been taken by us to secure excellence of materials and workmanship, but this guarantee is to extend and be in force for six months only from the date of purchase, and damages for which we make ourselves responsible under this guarantee are limited to the free supply of a new part in exchange for the part of the motor cycle, motor cycle combination or sidecar which may have proved defective. We do not undertake to replace or refix, or bear the cost of replacing or refixing, such new part in the motor cycle, motor cycle combination or sidecar. We undertake, subject to the conditions mentioned below, to make good at any time within six months any defects in these respects. As motor cycles, motor cycle combinations and sidecars are easily liable to derangement by neglect or misuse this guarantee does not apply to defects caused by wear and tear, misuse or neglect. The term " misuse " shall include amongst others the following acts :—

1. The attaching of a sidecar to the motor cycle in such a manner as to cause damage calculated to render the latter unsafe when ridden.
2. The use of a motor cycle or of a motor cycle and sidecar combined, when carrying more persons or a greater weight than that for which the machine was designed by the manufacturers.
3. The attaching of a sidecar to a motor cycle by any form of attachment not provided, supplied or approved by the manufacturers or to a motor cycle which is not designed for such use.

Any motor cycle or motor cycle combination or sidecar sent to us to be plated, enamelled or repaired will be repaired upon the following conditions, *i.e.*, we guarantee that all precautions which are usual and reasonable have been taken by us to secure excellence of materials and workmanship, such guarantee to extend and be in force for three months only from the time such work shall have been executed or until the expiration of the six months above referred to, and this guarantee is in lieu and in exclusion of any common law or statute warranty or condition, and the damages recoverable are limited to the cost of any further work which may be necessary to amend and make good the work found to be defective.

CONDITIONS OF GUARANTEE.

If a defective part should be found in our motor cycles, motor cycle combinations or sidecars, or in any part supplied by way of exchange before referred to, it must be sent to us CARRIAGE PAID and accompanied by an intimation from the owner that he desires to have it repaired or exchanged free of charge under our guarantee, and he must also furnish us at the same time with the number of the machine, the date of the purchase, or the date when the alleged defective part was exchanged as the case may be.

Failing compliance with the above, such articles will lie here AT THE RISK OF THE OWNER, and this guarantee and any implied guarantee, warranty or condition shall not be enforceable.

We do not guarantee specialties such as tyres, saddles, chains, lamps, etc., or any component parts supplied to the order of the purchaser differing from standard specifications supplied with our motor cycles, motor cycle combinations, sidecars or otherwise.

NOTICE.

We do not appoint agents for the sale on our behalf of our motor cycles or other goods, but we assign to motor cycle Dealers, areas in which we supply to such Dealers exclusively for re-sale in such areas. No such Dealer is authorised to transact any business, give any warranty, make any representation or incur any liability on our behalf.